

PAPER



Cite this: DOI: 10.1039/d4ta08141b

Compositional study of Ti–Nb oxide (TiNb₂O₇, Ti₂Nb₁₀O₂₉, Ti₂Nb₁₄O₃₉, and TiNb₂₄O₆₂) anodes for high power Li ion batteries†Yeonguk Son,^{‡ab} Haeseong Jang,^{‡c} Bo Wen,^{id a} Changshin Jo,^{id d}
Alexander S. Groombridge,^e Adam Boies,^f Min Gyu Kim^{id *g} and Michael De
Volder^{id *a}

Titanium niobium oxides (TNOs) are attractive anode materials for high power density Li-ion batteries. However, the details of capacity storage in TNOs are not fully understood today as it depends on the Ti and Nb composition and their changes in the oxidation state. This is further complicated by a wide variation in gravimetric capacities reported in the literature for TNO anodes. Therefore, in this work, we systematically synthesise TiNb₂O₇, Ti₂Nb₁₀O₂₉, Ti₂Nb₁₄O₃₉, and TiNb₂₄O₆₂ particles using the same solid state reaction approach and report their electrochemical properties *via* galvanostatic cycling, cyclic voltammetry, and the galvanostatic intermittent titration technique (GITT). Furthermore, we use *operando* X-ray absorption spectroscopy (XAS) to investigate the redox reactions taking place in each of these compositions, which provides new insights into their charge storage mechanisms. We found that of the materials tested, TiNb₂O₇ anodes show the best cycling and rate performance, which could be related to the higher utilization of Nb redox revealed *via operando* XAS analysis.

Received 15th November 2024

Accepted 6th February 2025

DOI: 10.1039/d4ta08141b

rsc.li/materials-a

Introduction

Lithium titanium oxide (LTO) is a commercially used anode material for high power lithium-ion batteries (LIBs).¹ Although the gravimetric capacity (~ 175 mA h g⁻¹) and nominal voltage of LTO (~ 1.55 V) are worse than those of commercial graphite anodes (360 mA h g⁻¹ and 0.1 V respectively), LTO anodes show a superior rate performance, which is favourable for high power application.¹ Hence, there have been many publications showing LTO anodes with great capacity retention, even at 10C-rates with high material areal loadings.² In contrast, graphite anodes are typically limited in rate performance, which is in

part due to its very low nominal voltage *versus* Li, which can lead to Li plating. The development of new LIB anodes for electric vehicles (EVs) needs to accommodate the requirements for a long driving range with those of short battery charging times and battery safety. It is therefore important to balance parameters such as the anode capacity, nominal voltage, rate performance and cost judiciously. LTO anodes were used in EVs such as Mitsubishi's i-MiEV and Honda's Fit EV, as well as power tools, despite their low capacity and high nominal voltage, as described above.¹ However, most EVs have graphite anodes, and many manufacturers are exploring alternative materials that combine the rate performance of LTO with the capacity of graphite, which are promising for improving future EV batteries. Recently, titanium niobium oxide (TNO) has gained interest as one such material.^{3–7}

The gravimetric capacity of reported TNO anodes ranges from 210 to 341 mA h g⁻¹ depending on the material design and cut-off voltage, which is 20–95% higher than that of LTO anodes, while maintaining fast charging properties.^{4,8} However, the exact details of the redox mechanisms contributing to the gravimetric capacity measure in TNO anodes remain ambiguous. For example, Dr S. Dai and co-workers reported valence state variation of Ti and Nb during the initial discharge using *in situ* Ti K-edge and Nb K-edge X-ray absorption near edge structure (XANES) spectra in the 1.0 V and 3.0 V voltage range in TiNb₂O₇.⁹ As a result, Ti⁴⁺ and Nb⁵⁺ were reduced to Ti^{3.2+} and Nb^{3.6+}, which well matched with an experimental discharge capacity of 281 mA h g⁻¹. However, this could not explain the broad range of capacities reported in publications.

^aDepartment of Engineering, University of Cambridge, 17 Charles Babbage Road, CB3 0FS Cambridge, UK. E-mail: mfld2@cam.ac.uk

^bDepartment of Chemical Engineering, Changwon National University, Changwon, Gyeongsangnam-do 51140, Republic of Korea

^cDepartment of Advanced Materials Engineering, Chung-Ang University, 4726, Seodong-daero, Daedeok-myeon, Anseong, Gyeonggi-do 17546, Republic of Korea

^dDepartment of Battery Engineering and Department of Chemical Engineering, Pohang University of Science and Technology University, Pohang 37666, Republic of Korea

^eEchion Technologies Ltd, Unit 9, Cambridge South, West Way, CB22 3FG Cambridge, UK

^fDepartment of Mechanical Engineering, Stanford University, Stanford, CA 94305, USA

^gBeamline Research Division, Pohang Accelerator Laboratory (PAL), Pohang 37673, Republic of Korea. E-mail: habga82@postech.ac.kr

† Electronic supplementary information (ESI) available. See DOI: <https://doi.org/10.1039/d4ta08141b>

‡ These authors contributed equally to this work.

Moreover, there are only a few reports investigating how redox mechanisms vary depending on the TNO formulation.^{10,11} In this work, we investigate the reaction mechanisms taking place in TNO anodes by systematically synthesising materials with different compositions (TiNb_2O_7 , $\text{Ti}_2\text{Nb}_{10}\text{O}_{29}$, $\text{Ti}_2\text{Nb}_{14}\text{O}_{39}$, and $\text{TiNb}_{24}\text{O}_{62}$) using the same synthesis protocol and benchmarking them against LTO anodes. We developed a dry solid state synthesis method for the above four TNO formulations which allows for a side-by-side comparison of their capacity, rate performance, capacity retention and capacitive behavior. Furthermore, in order to study the charge storage mechanisms taking place in these materials, detailed electrochemical tests are carried out together with *operando* XAS to track the changes in the redox state of Ti and Nb as a function of the state of charge. These new fundamental insights into the operation of different TNO batteries are critical for their further optimisation and potential use in future EVs and other commercial applications.

Results and discussion

We synthesized 4 different compositions of TNO (TiNb_2O_7 , $\text{Ti}_2\text{Nb}_{10}\text{O}_{29}$, $\text{Ti}_2\text{Nb}_{14}\text{O}_{39}$, and $\text{TiNb}_{24}\text{O}_{62}$) *via* solid state reactions. We blended TiO_2 and Nb_2O_5 powders with a blade mixer and calcined them at 1000 °C under an oxygen atmosphere. A detailed description of the synthesis process is provided in the experimental section. The resulting shape and size of the four TNO compositions are shown in Fig. 1 and S1† and show a similar spread of diameters, which therefore allows for a fair direct comparison of their electrochemical performance. The crystalline structure of TNO materials is based on ReO_3 -type crystal building blocks, which are formed by corner- and/or edge-sharing octahedra and a small number of tetrahedra.¹⁰ To verify the crystalline structure of the 4 different

compositions of TNO, XRD analysis and Rietveld refinement were carried out (Fig. 1f and S2†). The Rietveld refinement results shown in Fig. S2† match with previous reports, which validates the synthesis protocol developed in this work.^{10,12–14} Details of the refined lattice parameters are summarized in Table S1.†^{9,15,16} TiNb_2O_7 , $\text{Ti}_2\text{Nb}_{10}\text{O}_{29}$, and $\text{TiNb}_{24}\text{O}_{62}$ are constructed with structural units of a corner- and edge-shared 3×3 octahedron block (space group $C2/m$), 3×4 octahedron block (space group $A2/m$), and 3×4 octahedron block plus 0.5 tetrahedron at the block corner (space group $C2$) respectively.¹⁷ All the other compositions of Ti–Nb oxides studied here have a single phase except TiNb_2O_7 which has a mixed phase of TiNb_2O_7 (82.04%) and H phase Nb_2O_5 (17.96%). Ti and Nb are homogeneously mixed in the Ti–Nb oxide structures because the ionic radii of Ti^{4+} and Nb^{5+} are similar (0.61 Å for Ti^{4+} and 0.64 Å for Nb^{5+}).¹⁸

The energy storage in the TNO anode is driven by changes in oxidation states of Ti and Nb during charge and discharge. According to previous reports, Ti^{4+} and Nb^{5+} are converted to Ti^{3+} and Nb^{3+} during the charging (lithiation) process.¹⁰ The theoretical capacities of TNO anodes depend on the composition of Ti and Nb and can be calculated by assuming a certain oxidation state change and normalising the charges stored per unit mass. We carried out these calculations (see the ESI† for details) under different assumptions:

(i) Ti^{4+} and Nb^{5+} are converted entirely to Ti^{3+} and Nb^{3+} (one-electron transfer in Ti and two-electron transfer in Nb): this results in theoretical capacities of 388 mA h g^{-1} for TiNb_2O_7 , of 396 mA h g^{-1} for $\text{Ti}_2\text{Nb}_{10}\text{O}_{29}$, of 398 mA h g^{-1} for $\text{Ti}_2\text{Nb}_{14}\text{O}_{39}$, and of 402 mA h g^{-1} for $\text{TiNb}_{24}\text{O}_{62}$.

(ii) Ti^{4+} and Nb^{5+} are converted to Ti^{3+} and Nb^{4+} (one-electron transfer in Ti and one-electron transfer in Nb): this results in theoretical capacities of 233 mA h g^{-1} for TiNb_2O_7 , of 216 mA h

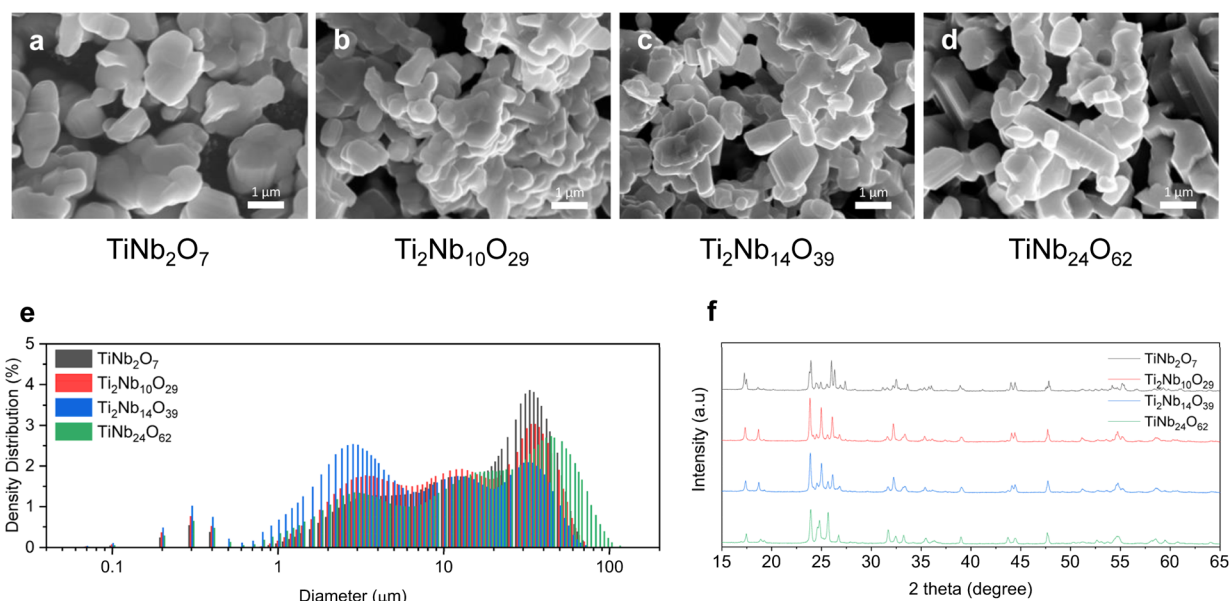


Fig. 1 Morphology and crystalline structures of the as-prepared TNOs: SEM images of (a) TiNb_2O_7 , (b) $\text{Ti}_2\text{Nb}_{10}\text{O}_{29}$, (c) $\text{Ti}_2\text{Nb}_{14}\text{O}_{39}$, and (d) $\text{TiNb}_{24}\text{O}_{62}$, (e) PSD results, and (f) powder XRD patterns of TNOs.

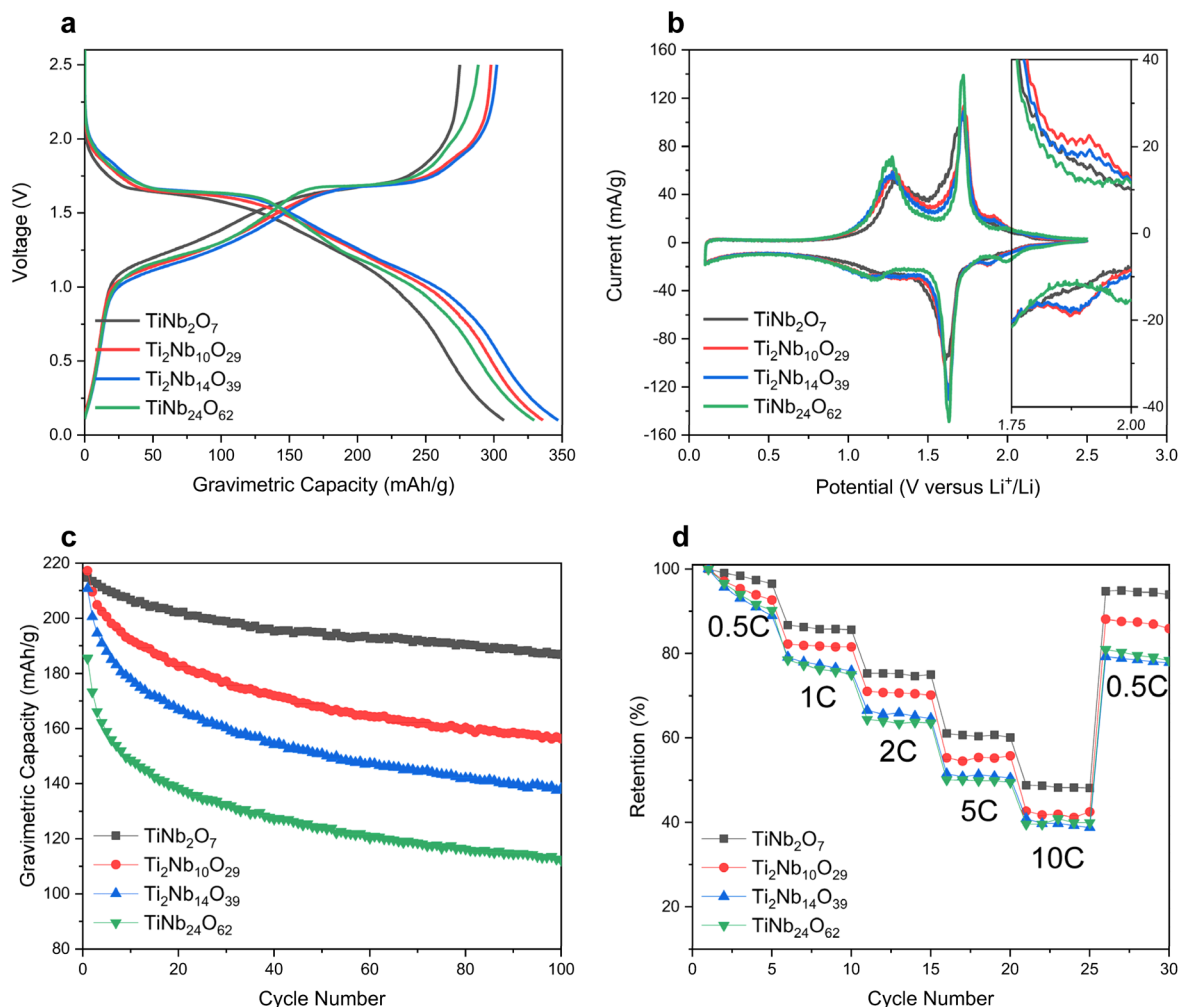


Fig. 2 Electrochemical performance of the as-prepared TNO anodes: (a) 0.05C first formation voltage profiles of the TNO anodes, (b) 0.04 mV s^{-1} cyclic voltammetry (inset: magnified part from 1.75 to 2.00 V), and (c) 0.5C cycling performances of the TNO anodes. (d) Rate performances of the TNO anodes.

g^{-1} for $\text{Ti}_2\text{Nb}_{10}\text{O}_{29}$, of 212 mA h g^{-1} for $\text{Ti}_2\text{Nb}_{14}\text{O}_{39}$, and of 205 mA h g^{-1} for $\text{TiNb}_{24}\text{O}_{62}$.

These calculations illustrate that the capacity of TNO anodes can vary substantially depending on the actual oxidation state changes that are achieved in Ti and Nb within the voltage window they are cycled. It is worth noting that the capacities of the TNO anode reported in previous publications vary broadly ($210\text{--}326 \text{ mA h g}^{-1}$) and we summarized these values in Table S2.[†]

We first carried out half-cell experiments in coin cells with active material: carboxymethyl cellulose (CMC)/styrene butadiene rubber (SBR) binder: Super-P carbon additive at a weight ratio of 8 : 1 : 1 and tested them in triplicate. All electrodes were coated on Cu foil with an areal loading of $1.5\text{--}2.0 \text{ mg cm}^{-2}$ and were tested using 1.3 M LiPF_6 in a mixture of ethylene carbonate (EC), ethyl methyl carbonate (EMC) and diethyl carbonate (DEC) (3 : 5 : 2) with 10 wt% fluoroethylene carbonate (FEC) as an electrolyte. Cut-off voltage was 0.1–2.5 V. Our TiNb_2O_7 , $\text{Ti}_2\text{Nb}_{10}\text{O}_{29}$, $\text{Ti}_2\text{Nb}_{14}\text{O}_{39}$, and $\text{TiNb}_{24}\text{O}_{62}$ anodes show reversible capacities of 278, 299, 302, and 289 mA h g^{-1} respectively and coulombic

efficiencies of 88.1, 88.7, 87.7 and 87.5% in the first 0.05C formation cycle (Fig. 2a and S3[†]). The capacities measured fall between the two different oxidation state assumptions made above, and this warrants a more detailed investigation of the actual changes in oxidation taking place. To confirm the extent and potentials of each redox reaction, cyclic voltammetry (CV) was performed at a slow scan rate of 0.04 mV s^{-1} (Fig. 2b). The major lithiation and delithiation peaks of all the TNO compositions studied here are between 1.6 and 1.7 V vs. Li/Li^+ respectively, which has previously been associated with the redox reactions of $\text{Nb}^{5+}/\text{Nb}^{4+}$.^{28,29} The second highest redox peak couple appears at around 1.1–1.3 V (lithiation) and 1.3 V (delithiation), which has been linked to the redox reactions of $\text{Nb}^{4+}/\text{Nb}^{3+}$. The lithiation peak of $\text{Nb}^{4+}/\text{Nb}^{3+}$ was broader than the delithiation peak of $\text{Nb}^{4+}/\text{Nb}^{3+}$. The minor peak couples at 1.8–2.0 V are related to the redox reactions of $\text{Ti}^{4+}/\text{Ti}^{3+}$.^{19,26,30} The redox peaks of $\text{Ti}^{4+}/\text{Ti}^{3+}$ at the $\text{TiNb}_{24}\text{O}_{62}$ sample are at around 2.0 V and the redox peaks of $\text{Ti}^{4+}/\text{Ti}^{3+}$ at $\text{Ti}_2\text{Nb}_{10}\text{O}_{29}$ and $\text{Ti}_2\text{Nb}_{14}\text{O}_{39}$ appear at around 1.9 V (see the inset of Fig. 2b). However, TiNb_2O_7 shows no minor peaks at 1.8–2.0 V.

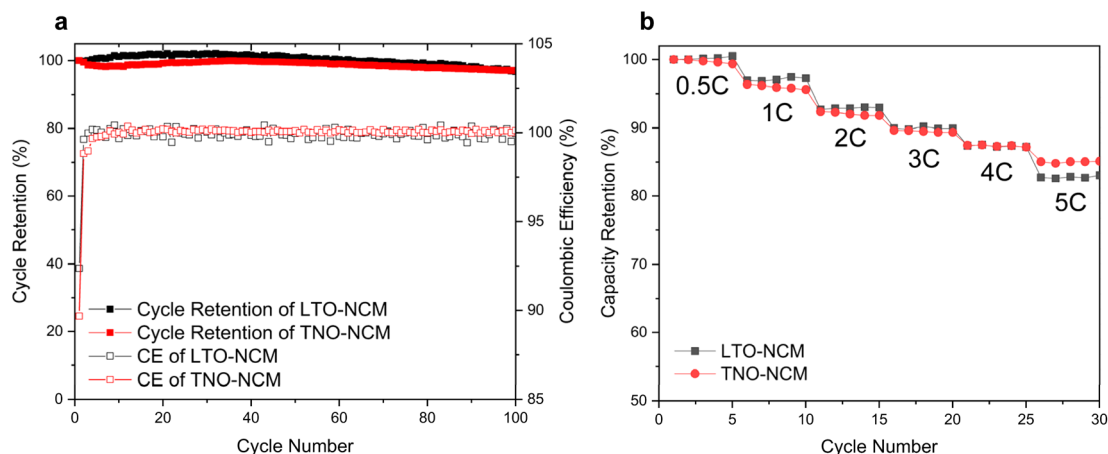


Fig. 3 Full cell performance with TNO and LTO anodes. (a) Cycling performance of LTO-NCM and TNO-NCM full cells. (b) Rate performance of LTO-NCM and TNO-NCM full cells.

Fig. 2c shows cycling performance of TNO anodes at 0.5C in half-cells. Of the TNO anodes studied here, the TiNb_2O_7 anode showed the best cycling performance of 87% retention in the 100th cycle. The $\text{Ti}_2\text{Nb}_{10}\text{O}_{29}$, $\text{Ti}_2\text{Nb}_{14}\text{O}_{39}$, and $\text{TiNb}_{24}\text{O}_{62}$ anodes show retentions of 72, 66, and 60% in the 100th cycle respectively. TiNb_2O_7 anodes also show a better rate performance than the other TNO anodes studied here. As shown in Fig. 2b, TiNb_2O_7 achieved a capacity retention of 48% at 10C whereas $\text{Ti}_2\text{Nb}_{10}\text{O}_{29}$, $\text{Ti}_2\text{Nb}_{14}\text{O}_{39}$ and $\text{TiNb}_{24}\text{O}_{62}$ achieved about 42, 40 and 41% respectively. Note that in high-rate performance, slight differences in particle size may have an effect. However, in our experiments, the differences in electrochemical performance based on the Ti-to-Nb ratio in TNO anodes were not overshadowed by variations in particle size.

To verify the practical viability of our TNO anodes and to compare them with commercial LTO anodes, we compared the full cell performances of TNO and LTO anodes with the same $\text{LiNi}_{0.6}\text{Co}_{0.2}\text{Mn}_{0.2}\text{O}_2$ (NCM622) cathode with an N/P ratio of 1.4. We utilized the TiNb_2O_7 composition, which showed the best performance in our TNO anode half-cell tests, for the full cell experiments. Fig. S4[†] shows voltage profiles of full cell formation cycles. Gravimetric capacity of the full cell is based on the weight sum of both cathode and anode active materials. The discharge capacities and coulombic efficiencies of TNO-NCM and LTO-NCM full cells at the 1st formation were 81.86 mA h g^{-1} and 91.41% (for TNO-NCM) and 74.13 mA h g^{-1} and 91.69% (for LTO-NCM) respectively. Nominal voltages of TNO-NCM and LTO-NCM full cells at the 1st discharge were 2.19 and 2.29 V respectively. The nominal voltage of TNO-NCM is slightly lower than that of LTO-NCM; however the gravimetric capacity is slightly higher. The cycling performances of both TNO-NCM and LTO-NCM full cells showed very stable 0.5C cycling life (Fig. 3a). There is no significant fading in cycling life. Also, the two full cells show great rate performance at 0.5C charge and 0.5, 1, 2, 3, 4, and 5C discharge rates. At a 5C discharge rate, TNO-NCM and LTO-NCM full cells show a similar capacity retention of 85 and 83% respectively (Fig. 3b).

To measure the oxidation state changes in Nb directly, we used *operando* XANES. Because of Ti's low threshold energy, *operando* XANES analysis is impossible because the photon energy corresponding to the Ti K-edge is almost entirely absorbed by the thick Cu foil. However, by measuring the actual oxidation state change of Nb with XANES alongside the capacity, we can calculate the capacity contribution from Ti and infer its oxidation state change (see the ESI[†] for the details of the calculation method). Fig. 4a shows the Nb K-edge XANES absorption spectra of TNO anodes at fully lithiated and delithiated states and continuous spectral changes are provided in Fig. S5.[†] Based on the results of XANES spectra and reference data, the oxidation number of Nb at the TNO anode is obtained from a least-squares method (LSM) (see Fig. 4b). Note that we utilized Nb_2O_3 and Nb_2O_5 as Nb^{3+} and Nb^{5+} reference materials respectively in oxidation state measurement in XANES analysis.⁹ During the delithiation process, the oxidation state changes of Nb in TiNb_2O_7 , $\text{Ti}_2\text{Nb}_{10}\text{O}_{29}$, $\text{Ti}_2\text{Nb}_{14}\text{O}_{39}$, and $\text{TiNb}_{24}\text{O}_{62}$ electrodes are 1.64, 1.58, 1.59, and 1.43 respectively. The lower the ratio of Nb in TNO composition, the greater the electron transfer in Nb. In other words, the redox reaction of Nb is the most pronounced in TiNb_2O_7 and decreases with materials having a relatively higher Nb content. The calculated oxidation state changes of Ti at TiNb_2O_7 , $\text{Ti}_2\text{Nb}_{10}\text{O}_{29}$, $\text{Ti}_2\text{Nb}_{14}\text{O}_{39}$, and $\text{TiNb}_{24}\text{O}_{62}$ electrodes are 0.31, 0.42, 0.20, and 0.87 respectively (Fig. S5[†]). Note that Nb/Ti ratios in TiNb_2O_7 , $\text{Ti}_2\text{Nb}_{10}\text{O}_{29}$, $\text{Ti}_2\text{Nb}_{14}\text{O}_{39}$, and $\text{TiNb}_{24}\text{O}_{62}$ are 2, 5, 7, and 24 respectively.

Fig. 4c and d show the radial structure function of TNO samples obtained using Fourier transforms of the Nb K-edge EXAFS (extended X-ray absorption fine structure) oscillations at fully lithiated and delithiated states. The continuous spectral changes are provided in Fig. S6.[†] Because the EXAFS data are qualitative, we focused on identifying the differences between TNO compositions and distinct properties from previously reported Nb_2O_5 anodes.³¹ The peaks at around 1.7–2.2 Å in Fig. 4d correspond to the Nb–O interaction and the

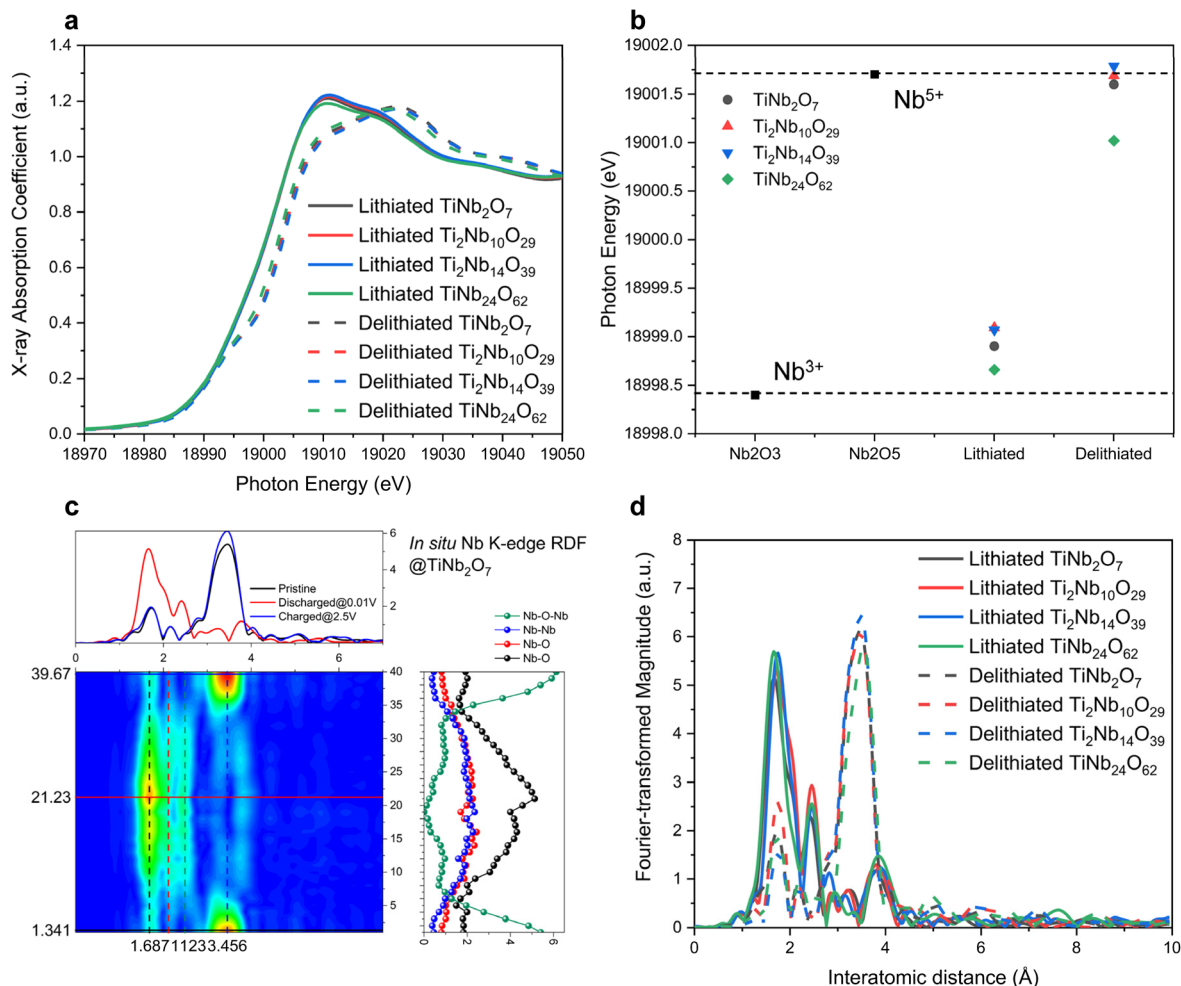


Fig. 4 XANES and EXAFS analysis of the TNO anodes. (a) The Nb K-edge XANES absorption spectra of TNO anodes at fully lithiated and delithiated states, (b) the oxidation number of Nb at the TNO anode, (c) EXAFS results of TiNb_2O_7 , and (d) Fourier transforms of the Nb K-edge EXAFS oscillations at fully lithiated and delithiated states.

peaks at around 2.8–3.5 Å in Fig. 4d correspond to the Nb–TM (transition metal) interaction. In all samples, the peaks of Nb–O interaction are characteristically higher than those of Nb–TM interaction in the fully lithiated state, and in contrast, the peaks of Nb–TM interaction are higher than those of Nb–O interaction in the fully delithiated state. This phenomenon corresponds to the lithium-ion diffusion mechanism in the tetragonal Nb_2O_5 anode.³¹ This suggests that Li ions diffuse through the Nb–TM interlayer in TNO anodes similar to lithium-ion diffusion through the Nb–Nb interlayer in tetragonal Nb_2O_5 anodes.³¹ This is evidence that TiNb_2O_7 , which has a higher O/Nb ratio compared to the other TNO samples, can be advantageous in lithium-ion diffusion. In other words, the lower O/Nb ratio in TNO anodes, the lower the rate performance.

To verify this trend, we measured the diffusion properties of our different TNO anodes using a CV based method published previously.^{18,32} Fig. 5a shows the CV data for TiNb_2O_7 and those of the other TNO anodes are shown in Fig. S7.† We plotted the $\log(\text{sweep rate})$ versus $\log(\text{peak current})$ graph to investigate the

redox mechanism of TNO anodes (Fig. 5b). In this graph, if the slope is close to 1, there is no diffusion limit (capacitive behaviour), and if it is close to 0.5, it has general diffusion properties.^{18,32} As shown in Fig. 5b, the slope values of TiNb_2O_7 , $\text{Ti}_2\text{Nb}_{10}\text{O}_{29}$, $\text{Ti}_2\text{Nb}_{14}\text{O}_{39}$, and $\text{TiNb}_{24}\text{O}_{62}$ electrodes are 0.89, 0.78, 0.76, and 0.65 respectively. The slope was the highest in the TiNb_2O_7 anode and is decreasing with the oxygen to Nb and Ti ratio. This confirms the trend measured by EXAFS, which suggests faster kinetics in TiNb_2O_7 . Next, the GITT (Galvanostatic Intermittent Titration Technique) was conducted to quantify both ohmic and non-ohmic overpotentials in different TNO compositions as a function of the state of charge (during lithiation) (see the ESI† for a detailed pulse method). The raw data of GITT data are shown in Fig. S8.† Fig. 5c shows that the ohmic overpotentials range from 0.005–0.020 V. The non-ohmic drops are placed in the range of 0.00–0.45 V (Fig. 5d). The overpotential difference between samples was smaller than the overpotential difference according to SOC. Therefore, the rate performance of TNO anodes is determined more by diffusion than by the difference in overpotential.

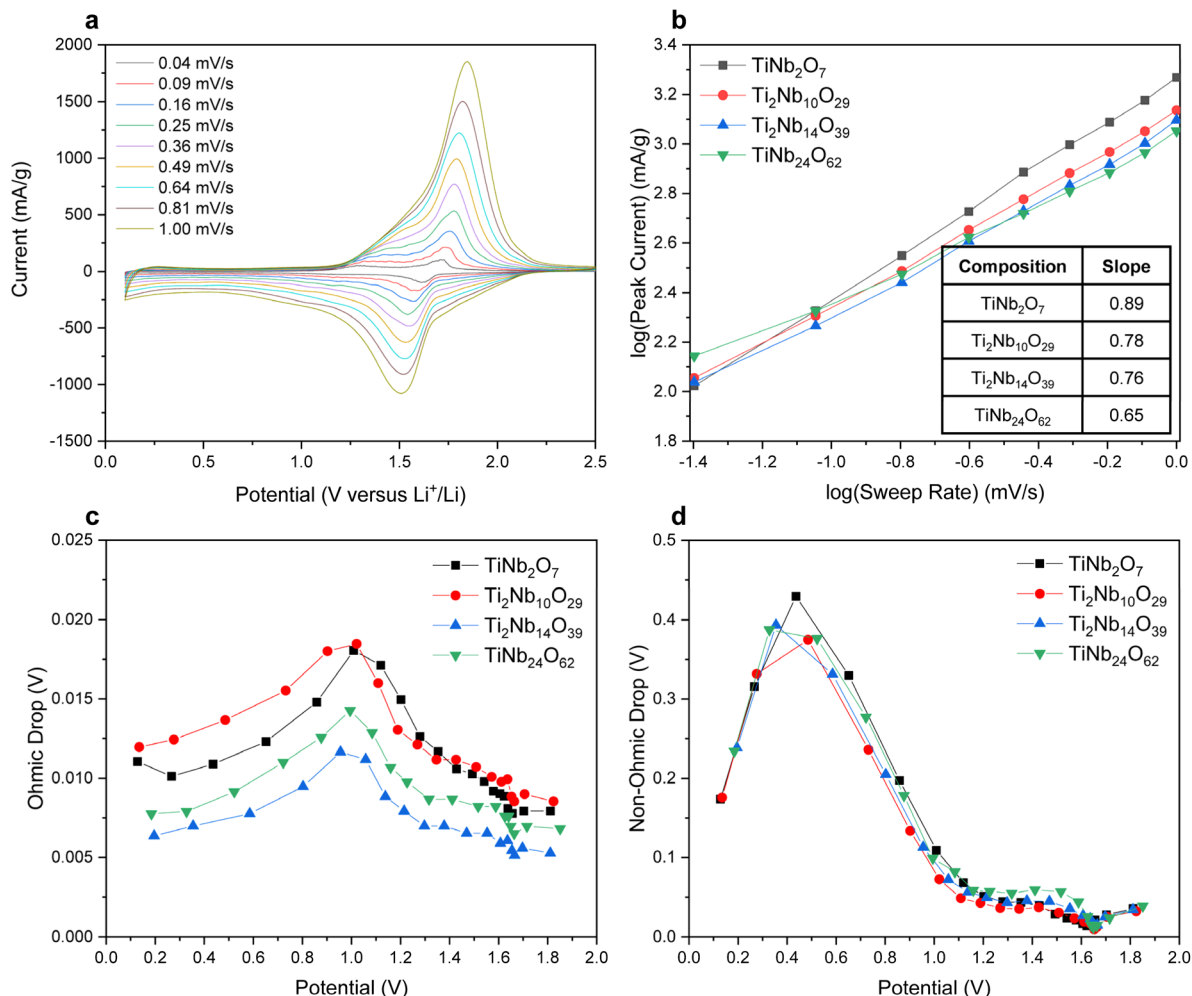


Fig. 5 Electrochemical analysis of the TNO anodes. (a) CV results of the TiNb₂O₇ anode (scan rate: 0.04–1.00 mV s⁻¹), (b) log(sweep rate) versus log(peak current) graph from the CV results, (c) ohmic overpotentials derived using the GITT results and (d) non-ohmic overpotentials derived using the GITT results.

Conclusions

In conclusion, we synthesised four classes of TNO anodes with different Nb and Ti contents (TiNb₂O₇, Ti₂Nb₁₀O₂₉, Ti₂Nb₁₄O₃₉, and TiNb₂₄O₆₂) using the same solid state synthesis method to obtain materials that can be compared directly. The different Ti and Nb compositions result in different electrochemical performances. Among them, TiNb₂O₇ showed the lowest gravimetric capacity but the best cycling and rate performance. To understand these differences in performance, we measured the changes in the oxidation state of Nb *via operando* XAS and calculated the changes in the oxidation state of Ti. Interestingly, the oxidation state change of Nb in TiNb₂O₇ was greater than that in our other TNO anodes. In other words, the TiNb₂O₇ anode used the oxidation state of Nb more efficiently and relied less on changes in the oxidation state of Ti. The increase in the Ti to Nb ratio in the TNO anode seems to lead to increases in gravimetric capacity, but at the cost of decreased cycling stability, providing new guidelines for material design.

Similarly, we observed that the relative oxygen content in TNO anodes affects performance, where a higher O/Nb ratio demonstrated superior rate performance.

Data availability

The raw data supporting the findings of this study are available at the University of Cambridge's open data repository under <https://doi.org/10.17863/CAM.116030>.

Conflicts of interest

There are no conflicts to declare.

Acknowledgements

This research was funded by an ERC Consolidator Grant (MIGHTY-866005).

References

- 1 C. Lin, S. Yu, H. Zhao, S. Wu, G. Wang, L. Yu, Y. Li, Z.-Z. Zhu, J. Li and S. Lin, Defective $\text{Ti}_2\text{Nb}_{10}\text{O}_{27.1}$: an advanced anode material for lithium-ion batteries, *Sci. Rep.*, 2015, **5**, 17836, DOI: [10.1038/srep17836](https://doi.org/10.1038/srep17836).
- 2 K. Ise, S. Morimoto, Y. Harada and N. Takami, Large lithium storage in highly crystalline TiNb_2O_7 nanoparticles synthesized by a hydrothermal method as anodes for lithium-ion batteries, *Solid State Ionics*, 2018, **320**, 7–15, DOI: [10.1016/j.ssi.2018.02.027](https://doi.org/10.1016/j.ssi.2018.02.027).
- 3 C. Lin, S. Deng, D. J. Kautz, Z. Xu, T. Liu, J. Li, N. Wang and F. Lin, Intercalating $\text{Ti}_2\text{Nb}_{14}\text{O}_{39}$ Anode Materials for Fast-Charging, High-Capacity and Safe Lithium-Ion Batteries, *Small*, 2017, **13**, 1702903, DOI: [10.1002/smll.201702903](https://doi.org/10.1002/smll.201702903).
- 4 X. Wang and G. Shen, Intercalation pseudo-capacitive TiNb_2O_7 @carbon electrode for high-performance lithium ion hybrid electrochemical supercapacitors with ultrahigh energy density, *Nano Energy*, 2015, **15**, 104–115, DOI: [10.1016/j.nanoen.2015.04.011](https://doi.org/10.1016/j.nanoen.2015.04.011).
- 5 X. Xia, S. Deng, S. Feng, J. Wu and J. Tu, Hierarchical porous $\text{Ti}_2\text{Nb}_{10}\text{O}_{29}$ nanospheres as superior anode materials for lithium ion storage, *J. Mater. Chem. A*, 2017, **5**, 21134–21139, DOI: [10.1039/C7TA07229E](https://doi.org/10.1039/C7TA07229E).
- 6 H. Park, H. B. Wu, T. Song, X. W. (David) Lou and U. Paik, Porosity-Controlled TiNb_2O_7 Microspheres with Partial Nitridation as a Practical Negative Electrode for High-Power Lithium-Ion Batteries, *Adv. Energy Mater.*, 2015, **5**, 1401945, DOI: [10.1002/aenm.201401945](https://doi.org/10.1002/aenm.201401945).
- 7 X. Jin, Y. Deng, H. Tian, M. Zhou, W. Tang, H. Dong, X. Zhang and R. Liu, Homovalent doping: an efficient strategy of the enhanced TiNb_2O_7 anode for lithium-ion batteries, *Green Energy Environ.*, 2023, **9**, 1257, DOI: [10.1016/j.gee.2023.01.007](https://doi.org/10.1016/j.gee.2023.01.007).
- 8 R. Schmich, R. Wagner, G. Hörpel, T. Placke and M. Winter, Performance and cost of materials for lithium-based rechargeable automotive batteries, *Nat. Energy*, 2018, **3**, 267–278, DOI: [10.1038/s41560-018-0107-2](https://doi.org/10.1038/s41560-018-0107-2).
- 9 B. Guo, X. Yu, X. Sun, M. Chi, Z. Qian, J. Liu, Y. Hu, X. Yang, J. Goodenough and S. Dai, A long-life lithium-ion battery with a highly porous TiNb_2O_7 anode for large-scale electrical energy storage, *Energy Environ. Sci.*, 2014, **7**, 2220–2226, DOI: [10.1039/c4ee00508b](https://doi.org/10.1039/c4ee00508b).
- 10 L. Hu, L. Luo, L. Tang, C. Lin, R. Li and Y. Chen, $\text{Ti}_2\text{Nb}_{2x}\text{O}_{4+5x}$ anode materials for lithium-ion batteries: a comprehensive review, *J. Mater. Chem. A*, 2018, **6**, 9799–9815, DOI: [10.1039/c8ta00895g](https://doi.org/10.1039/c8ta00895g).
- 11 C. Yang, S. Deng, C. Lin, S. Lin, Y. Chen, J. Li and H. Wu, Porous $\text{TiNb}_{24}\text{O}_{62}$ microspheres as high-performance anode materials for lithium-ion batteries of electric vehicles, *Nanoscale*, 2016, **8**, 18792–18799, DOI: [10.1039/C6NR04992C](https://doi.org/10.1039/C6NR04992C).
- 12 J. Gao, X. Cheng, S. Lou, Y. Ma, P. Zuo, C. Du, Y. Gao and G. Yin, Self-doping $\text{Ti}_{1-x}\text{Nb}_{2+x}\text{O}_7$ anode material for lithium-ion battery and its electrochemical performance, *J. Alloys Compd.*, 2017, **728**, 534–540, DOI: [10.1016/j.jallcom.2017.09.045](https://doi.org/10.1016/j.jallcom.2017.09.045).
- 13 K. Tang, X. Mu, P. A. van Aken, Y. Yu and J. Maier, “Nano-Pearl-String” TiNb_2O_7 as Anodes for Rechargeable Lithium Batteries, *Adv. Energy Mater.*, 2013, **3**, 49–53, DOI: [10.1002/aenm.201200396](https://doi.org/10.1002/aenm.201200396).
- 14 K. J. Griffith, I. D. Seymour, M. A. Hope, M. M. Butala, L. K. Lamontagne, M. B. Preefer, C. P. Koçer, G. Henkelman, A. J. Morris, M. J. Cliffe, S. E. Dutton and C. P. Grey, Ionic and Electronic Conduction in TiNb_2O_7 , *J. Am. Chem. Soc.*, 2019, **141**, 16706–16725, DOI: [10.1021/jacs.9b06669](https://doi.org/10.1021/jacs.9b06669).
- 15 S. Lou, X. Cheng, Y. Zhao, A. Lushington, J. Gao, Q. Li, P. Zuo, B. Wang, Y. Gao, Y. Ma, C. Du, G. Yin and X. Sun, Superior performance of ordered macroporous TiNb_2O_7 anodes for lithium ion batteries: understanding from the structural and pseudocapacitive insights on achieving high rate capability, *Nano Energy*, 2017, **34**, 15–25, DOI: [10.1016/j.nanoen.2017.01.058](https://doi.org/10.1016/j.nanoen.2017.01.058).
- 16 Q. Cheng, J. Liang, Y. Zhu, L. Si, C. Guo and Y. Qian, Bulk $\text{Ti}_2\text{Nb}_{10}\text{O}_{29}$ as long-life and high-power Li-ion battery anodes, *J. Mater. Chem. A*, 2014, **2**, 17258–17262, DOI: [10.1039/C4TA04184D](https://doi.org/10.1039/C4TA04184D).
- 17 R. Inada, T. Mori, R. Kumasaka, R. Ito, T. Tojo and Y. Sakurai, Characterization of vacuum-annealed TiNb_2O_7 as high potential anode material for lithium-ion battery, *Int. J. Appl. Ceram. Technol.*, 2019, **16**, 264–272, DOI: [10.1111/ijac.13058](https://doi.org/10.1111/ijac.13058).
- 18 C. Lin, S. Yu, S. Wu, S. Lin, Z.-Z. Zhu, J. Li and L. Lu, $\text{Ru}_{0.01}\text{Ti}_{0.99}\text{Nb}_2\text{O}_7$ as an intercalation-type anode material with a large capacity and high rate performance for lithium-ion batteries, *J. Mater. Chem. A*, 2015, **3**, 8627–8635, DOI: [10.1039/c5ta01073j](https://doi.org/10.1039/c5ta01073j).
- 19 K. J. Griffith, A. Senyshyn and C. P. Grey, Structural Stability from Crystallographic Shear in TiO_2 - Nb_2O_5 Phases: Cation Ordering and Lithiation Behavior of $\text{TiNb}_{24}\text{O}_{62}$, *Inorg. Chem.*, 2017, **56**, 4002–4010, DOI: [10.1021/acs.inorgchem.6b03154](https://doi.org/10.1021/acs.inorgchem.6b03154).
- 20 R. Kodama, Y. Terada, I. Nakai, S. Komaba and N. Kumagai, Electrochemical and *In Situ* XAFS-XRD Investigation of Nb_2O_5 for Rechargeable Lithium Batteries, *J. Electrochem. Soc.*, 2006, **153**, 3, DOI: [10.1149/1.2163788](https://doi.org/10.1149/1.2163788).
- 21 N. Takami, K. Ise, Y. Harada, T. Iwasaki, T. Kishi and K. Hoshina, High-energy, fast-charging, long-life lithium-ion batteries using TiNb_2O_7 anodes for automotive applications, *J. Power Sources*, 2018, **396**, 429–436, DOI: [10.1016/j.jpowsour.2018.06.059](https://doi.org/10.1016/j.jpowsour.2018.06.059).
- 22 G. Wang, Z. Wen, L. Du, Y.-E. Yang, S. Li, J. Sun and S. Ji, Hierarchical Ti-Nb oxide microspheres with synergistic multiphase structure as ultra-long-life anode materials for lithium-ion batteries, *J. Power Sources*, 2017, **367**, 106–115, DOI: [10.1016/j.jpowsour.2017.09.061](https://doi.org/10.1016/j.jpowsour.2017.09.061).
- 23 H. Park, T. Song and U. Paik, Porous TiNb_2O_7 nanofibers decorated with conductive $\text{Ti}_{1-x}\text{Nb}_x\text{N}$ bumps as a high power anode material for Li-ion batteries, *J. Mater. Chem. A*, 2015, **3**, 8590–8596, DOI: [10.1039/C5TA00467E](https://doi.org/10.1039/C5TA00467E).

- 24 R. D. Shannon, Revised effective ionic radii and systematic studies of interatomic distances in halides and chalcogenides, *Acta Crystallogr., Sect. A*, 1976, **32**, 751–767, DOI: [10.1107/S0567739476001551](https://doi.org/10.1107/S0567739476001551).
- 25 X. Lu, Z. Jian, Z. Fang, L. Gu, Y.-S. Hu, W. Chen, Z. Wang and L. Chen, Atomic-scale investigation on lithium storage mechanism in TiNb_2O_7 , *Energy Environ. Sci.*, 2011, **4**, 2638–2644, DOI: [10.1039/c0ee00808g](https://doi.org/10.1039/c0ee00808g).
- 26 M. R. Lukatskaya, B. Dunn and Y. Gogotsi, Multidimensional materials and device architectures for future hybrid energy storage, *Nat. Commun.*, 2016, **7**, 12647, DOI: [10.1038/ncomms12647](https://doi.org/10.1038/ncomms12647).
- 27 B. Zhao, R. Ran, M. Liu and Z. Shao, A comprehensive review of $\text{Li}_4\text{Ti}_5\text{O}_{12}$ -based electrodes for lithium-ion batteries: the latest advancements and future perspectives, *Mater. Sci. Eng., R*, 2015, **98**, 1–71, DOI: [10.1016/j.mser.2015.10.001](https://doi.org/10.1016/j.mser.2015.10.001).
- 28 H. Shim, E. Lim, S. Fleischmann, A. Quade, A. Tolosa and V. Presser, Nanosized titanium niobium oxide/carbon electrodes for lithium-ion energy storage applications, *Sustainable Energy Fuels*, 2019, **3**, 1776–1789, DOI: [10.1039/c9se00166b](https://doi.org/10.1039/c9se00166b).
- 29 Y. Son, J. Ma, N. Kim, T. Lee, Y. Lee, J. Sung, S. Choi, G. Nam, H. Cho, Y. J. Yoo and J. Cho, Quantification of Pseudocapacitive Contribution in Nanocage-Shaped Silicon–Carbon Composite Anode, *Adv. Energy Mater.*, 2019, **9**, 1803480, DOI: [10.1002/aenm.201803480](https://doi.org/10.1002/aenm.201803480).
- 30 W. L. Wang, B.-Y. Oh, J.-Y. Park, H. Ki, J. Jang, G.-Y. Lee, H.-B. Gu and M.-H. Ham, Solid-state synthesis of $\text{Ti}_2\text{Nb}_{10}\text{O}_{29}$ /reduced graphene oxide composites with enhanced lithium storage capability, *J. Power Sources*, 2015, **300**, 272–278, DOI: [10.1016/j.jpowsour.2015.09.078](https://doi.org/10.1016/j.jpowsour.2015.09.078).
- 31 J. T. Lee, C. Jo and M. DeVolder, Bicontinuous phase separation of lithium-ion battery electrodes for ultrahigh areal loading, *Proc. Natl. Acad. Sci. U. S. A.*, 2020, **117**, 21155–21161, DOI: [10.1073/pnas.2007250117](https://doi.org/10.1073/pnas.2007250117).
- 32 Z. Yao, X. Xia, S. Zhang, C. Zhou, G. Pan, Q. Xiong, Y. Wang, X. Wang and J. Tu, Oxygen defect boosted N-doped $\text{Ti}_2\text{Nb}_{10}\text{O}_{29}$ anchored on core-branch carbon skeleton for both high-rate liquid & solid-state lithium ion batteries, *Energy Storage Mater.*, 2020, **25**, 555–562, DOI: [10.1016/j.ensm.2019.09.027](https://doi.org/10.1016/j.ensm.2019.09.027).