


Impacts of Dams on Freshwater Turtles: A Global Review to Identify Conservation Solutions

Tropical Conservation Science
Volume 15: 1–21
© The Author(s) 2022
Article reuse guidelines:
sagepub.com/journals-permissions
DOI: 10.1177/19400829221103709
journals.sagepub.com/home/trc


Andrea Bárcenas-García^{a,b} , Fernanda Michalski^{a,b} , William H. Morgan^{c,d},
Rebecca K. Smith^{c,d}, William J. Sutherland^{c,d}, James P. Gibbs^e, and Darren Norris^{a,b,f} 

Abstract

Background and Research Aims: Dams impact freshwater ecosystems and biodiversity. Freshwater turtles are at direct and indirect risk due to changes caused by damming including the loss of terrestrial and aquatic nesting habitats, changes to food availability, and blocking movement. Effective management of these impacts requires robust evidence in order to gain an understanding of conservation solutions that work.

Methods: We reviewed the global scientific literature that evaluated the impact of dams on freshwater turtles, and carried out additional searches of literature published in seventeen languages for studies evaluating actions to mitigate dam impacts.

Results: The search produced 47 published articles documenting dam impacts on 30 freshwater turtle species from seven families (Chelidae, Chelydridae, Emydidae, Geoemydidae, Kinosternidae, Podocnemididae, and Trionychidae) in 13 countries. Few studies were found from Europe and Asia and none from Africa. Most studies were from temperate latitudes, where studies focused more on adults and less threatened species compared with tropical latitudes. More than half of the studies (57%, $n = 27$) suggested actions to help mitigate dam impacts. Yet, only five studies (three temperate and two tropical) documented the effect of interventions (dam removal, flow management, artificial pond maintenance and community-based action).

Conclusion: These findings demonstrate a serious lack of documented evidence evaluating mitigation actions for dam impacts on freshwater turtles.

Implications for Conservation: This lack of evidence reinforces the importance of strengthening and maintaining robust long-term studies needed to develop effective and adaptive conservation actions for this group of threatened vertebrates particularly in tropical regions.

Keywords

conservation evidence, dams, hydropower development, mitigation actions, turtles, testudines, reptile, vertebrate, habitat transformation, aquatic conservation, conservation solutions

^aPostgraduate Programme in Tropical Biodiversity, Federal University of Amapá, Macapá, Brazil

^bEcology and Conservation of Amazonian Vertebrates Research Group, Federal University of Amapá, Macapá, Brazil

^cConservation Science Group, Department of Zoology, Cambridge University, Cambridge, UK

^dBiosecurity Research Initiative at St Catharine's (BioRISC), St Catharine's College, University of Cambridge, Cambridge, UK

^eDepartment of Environmental Biology, State University of New York, Syracuse, NY, USA

^fCoordenação de Ciências Ambientais, Federal University of Amapá, Macapá, Brazil

Received: 16 February 2022; accepted: 12 May 2022

Corresponding Author:

Darren Norris, Postgraduate Programme in Tropical Biodiversity, Federal University of Amapá, Rod. Juscelino Kubitschek Km 02, Macapá 68902-280, Brazil.
Email: dnorris75@gmail.com



Creative Commons Non Commercial CC BY-NC: This article is distributed under the terms of the Creative Commons Attribution-NonCommercial 4.0 License (<https://creativecommons.org/licenses/by-nc/4.0/>) which permits non-commercial use, reproduction and distribution of the work without further permission provided the original work is attributed as specified on the SAGE and

Open Access pages (<https://us.sagepub.com/en-us/nam/open-access-at-sage>).

Highlights

- This review found a lack of scientific evidence to mitigate dam impacts on turtles.
- Most studies documented threats and impacts.
- Studies were often short-term with geographic and taxonomic biases.
- Only five mitigation actions have been tested for freshwater turtles.
- There is an urgent need to generate robust evidence particularly in the tropics.

Introduction

Biodiversity declines are more accelerated in freshwater compared to marine or terrestrial ecosystems (Harrison et al., 2018; He et al., 2018). Freshwater environments provide a variety of natural resources and have been subject to intense human management for millennia (Fitzhugh & Richter, 2004; Pradinaud et al., 2019). Structures including dams and locks are used to manage flows and provide storage to meet myriad needs of expanding human populations (e.g., drinking water, agricultural irrigation, hydropower, and transport) and today nearly half of all rivers have been modified by dam construction (Grill et al., 2019). Dams are considered primary threats to freshwater species, as well as the surrounding ecosystems including floodplains, wetlands, and riparian habitats (Harper et al., 2021; Zarfl et al., 2019). Although populations of freshwater vertebrates have declined at more than twice the rate of terrestrial or marine vertebrates (Grooten & Almond, 2018; Tickner et al., 2020), relatively few studies have evaluated the impact of dams on vertebrates (dos Santos et al., 2021; He et al., 2018).

Dams and associated up- and downstream fragmentation and flow regulation contribute to the loss of river connectivity and freshwater biodiversity (Grill et al., 2019; Harper et al., 2021). Species that inhabit freshwater ecosystems are vulnerable to extinction due to dams impacts (Tickner et al., 2020), as their life histories and critical habitats often strongly depend on the hydrological regime (Zarfl et al., 2019). Most studies have focused on dam impacts to fish populations because fishes are often both an important source of protein as well as having high commercial and recreational value. The relative lack of studies on other vertebrate fauna is surprising considering that damming could contribute to the extinction, for example, dolphins (Brownell Robert et al., 2017; Turvey et al., 2010) or extirpation of diverse vertebrate species in impacted basins, for example, turtles (Jian et al., 2013; Santoro et al., 2020). Despite the known impacts, there is little available evidence documenting dam mitigation interventions for aquatic fauna such as freshwater turtles (CEE, 2021; dos Santos et al., 2021; Sainsbury et al., 2021; Tickner et al., 2020).

Turtles are an ancient, widespread, and instantly recognizable group that not only provide highly valued

cultural, medicinal, and economic resources across the globe (Haitao et al., 2008; Liu et al., 2020; Lovich et al., 2018; Mendiratta et al., 2017; Sigouin et al., 2017; TTWG et al., 2017) but also provide inspiration for the development of 21st century biomimetic robotics (Kim et al., 2012; Soliman et al., 2021). Although turtles are important to both humans (Stanford et al., 2020) and aquatic ecosystem functioning (Lovich et al., 2018; Moll & Moll, 2004b) they are the most threatened group of freshwater vertebrates (Rhodin et al., 2018; Stanford et al., 2020; Tickner et al., 2020). Even protected areas are insufficient to buffer freshwater turtles from human impacts (Howell et al., 2019; Norris et al., 2019). The meat and eggs of freshwater turtles are widely used as food resources (Stanford et al., 2020; TCC, 2018), while the fat, viscera, and shell are also used, for example, in traditional medicine (Dudgeon, 2019; Pezzuti et al., 2010). Dams have also been identified as a major threat for many freshwater turtle species (Bodie, 2001; Moll & Moll, 2004a), including for 11 of the 25 most threatened tortoise and freshwater turtle species (TCC, 2018). For example, planned hydropower dams may permanently flood 73% of potential nesting habitat of the Yangtze giant softshell turtle (*Rafetus swinhoei*) the rarest freshwater turtle in the world (Jian et al., 2013; TCC, 2018). This loss of habitat, coupled with the historic exploitation of *R. swinhoei* throughout its range, contributes to increasing extinction risk (Jian et al., 2013; Stanford et al., 2020). Previous studies recognize dams as an indirect threat to freshwater turtles (Moll & Moll, 2004a), however, more recent reports provide evidence that as barriers to movement dams directly cause mortality in adult turtles; for example, males and females of the aquatic yellow-spotted river turtle (*Podocnemis unifilis*) are obliged to move overland around the Belo Monte dam complex in Brazil and become trapped, overheated, and/or dehydrated (JGP Consultoria, 2019). Despite widespread impacts, studies of freshwater turtle population dynamics remain scarce, as there is a lack of robust information on the life history of many species particularly those found in the tropics (Rachmansah et al., 2020; Rhodin et al., 2018; TCC, 2018). As such, the ecological requirements and life history of at least 30% of turtle species are as yet unknown, making their conservation status difficult to evaluate (Rhodin et al., 2018).

The continued expansion of damming across the globe requires an evaluation of the available evidence for the development of effective mitigation actions. (Rachmansah et al., 2020; Rhodin et al., 2018; TCC, 2018). In this paper, we synthesize studies that have evaluated the conservation of freshwater turtles in areas around the world altered by dams. Our aim was to identify research trends, gaps in current knowledge, mitigation actions both proposed and tested about dam impacts, and conservation solutions for freshwater turtles.

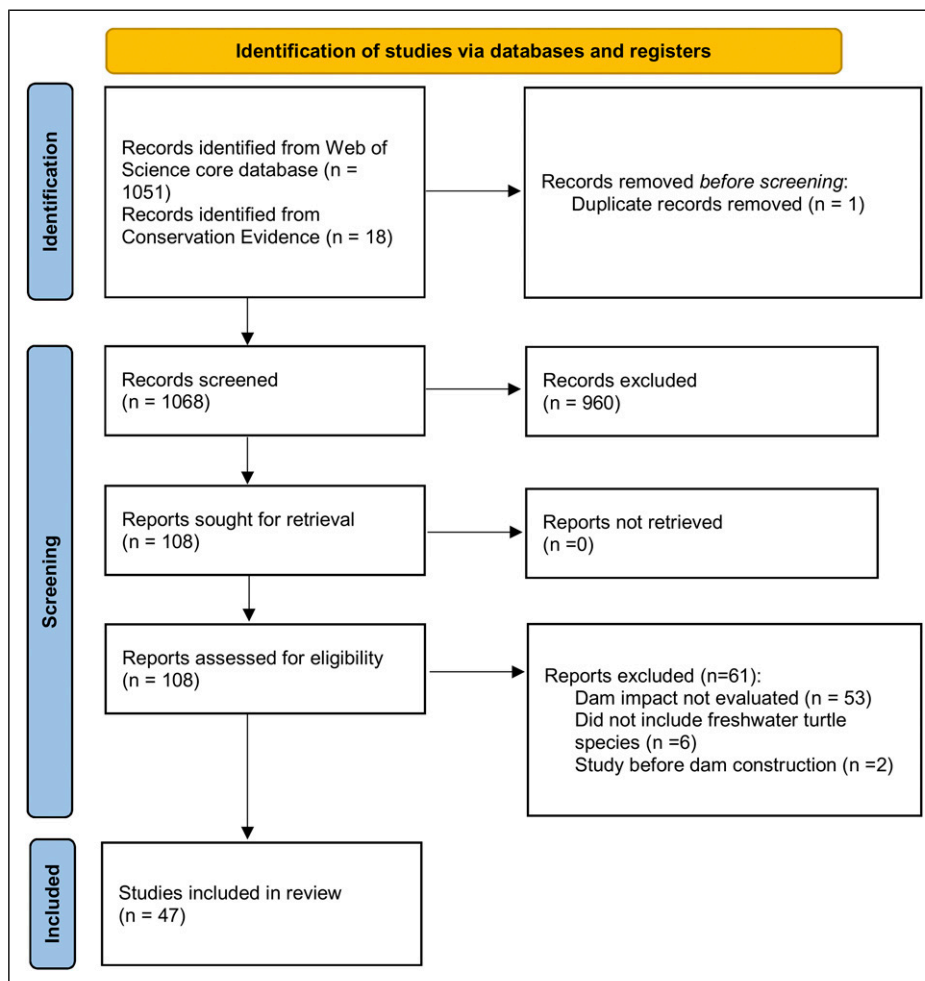


Figure 1. Literature search. Flow diagram with the Preferred Reporting Items for Systematic Reviews and Meta-Analyses (PRISMA) process steps and number of studies excluded and included.

Material and methods

Literature search

Complementary approaches were adopted to identify not only threats of dams on freshwater turtles but also the conservation solutions to minimize and mitigate impacts. A review of the scientific literature following the protocol of Preferred Reporting Items for Systematic Reviews and Meta-Analyses [PRISMA (Page et al., 2021)] was conducted in the ISI Web of Science (Core Collection) database (Fig. 1). Web of Science searches were conducted on October 13, 2021 and updated on April 6, 2022 to include articles published from 1945 to April 1, 2022. A search of all Web of Science database fields included the following combination of English terms: (turtle* OR terrapin* OR Chelon* OR Testudines OR Cryptodira OR Pleurodira) AND (hydropower OR dam* OR hydroelectric* OR reservoir*). Conference proceedings were not included in the search.

Selection criteria and process

The Web of Science searches identified a total of 1051 articles (Fig. 1, Supplemental material S1, data available at doi: 10.17605/OSF.IO/KQ573). All article titles and abstracts were read and screened independently by two authors (AB, DN) to retain studies that potentially included freshwater turtles and dams (Gough et al., 2020). Screening results were combined retaining all those identified by either author as potentially including freshwater turtles and dams. A subsample of 106 articles (10% of the total) was also screened by a third author (WM) to evaluate the combined screening result (Collaboration for Environmental Evidence, 2013). As the screening conducted by the third author was in 100% agreement with the combined result, no additional adjustments to the screening process were taken. The full text of 108 articles that passed screening was then read and articles were assessed based on two criteria: (1) the study had to include data on at least one freshwater turtle species; (2) the

Table 1. Thematic areas. Thematic areas and typologies used to classify the selected studies. Theme and associated descriptions based on previous reviews of dam impacts (Wu et al., 2019; Zarfl et al., 2019). “Solutions” follow priority actions for the recovery of freshwater biodiversity (Tickner et al., 2020). “References” presents the list of selected studies from the literature search of dam impacts on freshwater turtles, where “-” indicates themes with no studies.

Theme	Description	References
Threat		
Physical barriers	Habitat fragmentation; change in species distribution and abundances; population isolation.	Bennett et al. (2009); Bennett et al. (2010); Bennett and Litzgus (2014); Berry et al. (2020); Gaillard et al. (2015); Ghaffari et al. (2014); Gonzalez-Zarate et al. (2011); Ihlow et al. (2014); Kiesow and Warcken (2017); Melancon et al. (2013); Reese and Welsh (1998a); Reinertsen et al. (2016); Turcotte et al. (2022); Ward et al. (2013).
Land cover change	Feeding/nesting/refuge habitat loss.	-
River flow	Changes to river flow alter seasonal availability of habitat.	Bárcenas-García et al. (2022); Bayrakçý et al. (2016); Bondi and Marks (2013); Chelazzi et al. (2007); Clark et al. (2018); Espinoza et al. (2021); Espinoza et al. (2022); Fagundes et al. (2021); Ficheux et al. (2014); Gacheny et al. (2021); Gallego-García and Castaño-Mora (2008); (Germano, 2016); Jian et al. (2013); Le Duc et al. (2020); McDougall et al. (2015); Norris et al. (2018a); Pitt et al. (2021); Richards-Dimitrie et al. (2013); Stone et al. (2014); Tornabene et al. (2017); Tornabene et al. (2018); Tucker et al. (2012).
Water quality	Dams change physical and chemical properties (e.g., oxygen levels, water temperature, and sediment flow).	Clark et al. (2009); Douros et al. (2015); Gibbons (1970); Henny et al. (2003); Reese and Welsh (1998b); Ryan et al. (2015); Selman and Jones (2017); Snover et al. (2015); Spotila et al. (1984).
Mercury	Methylmercury bioaccumulation effects (methylmercury levels change due to changes in water quality).	-
Impact		
Movement	Home range, migration, density, and abundance.	Berry et al. (2020); Bondi and Marks (2013); Clark et al. (2018); Ficheux et al. (2014); Germano (2016); Ghaffari et al. (2014); Reese and Welsh (1998a); Stone et al. (2014); Tornabene et al. (2017); Tornabene et al. (2019); Turcotte et al. (2022).
Reproduction	Behavior, nest-site selection, embryonic development, hatchling success, sex ratio.	Bárcenas-García et al. (2022); Espinoza et al. (2022); Fagundes et al. (2021); Gallego-García and Castaño-Mora (2008); Henny et al. (2003); Jian et al. (2013); McDougall et al. (2015); Norris et al. (2018a).
Nutrition	Feeding behavior.	Gacheny et al. (2021); Koizumi et al. (2016); Koizumi et al. (2017); Melancon et al. (2013); Richards-Dimitrie et al. (2013); Tucker et al. (2012).
Growth rate		Bennett et al. (2009); Gibbons (1970); Snover et al. (2015); (Spotila et al., 1984).
Survival	Disease, predation risk, injuries.	Bennett and Litzgus (2014); Ficheux et al. (2014).
Sensitivity	Abiotic factors that influence the presence/absence of species, that is, dissolved oxygen, temperature, water depth.	Bayrakçý et al. (2016); Clark et al. (2009); Douros et al. (2015); Gonzalez-Zarate et al. (2011); Le Duc et al. (2020); Pitt et al. (2021); Reese and Welsh (1998b); Ryan et al. (2015); Selman and Jones (2017).

(continued)

Table 1. (continued)

Theme	Description	References
Genetic diversity	Adaptive potential.	Bennett et al. (2010); Gaillard et al. (2015); Ihlow et al. (2014); Kiesow and Warcken (2017); Reinertsen et al. (2016); Turcotte et al. (2022); Ward et al. (2013).
Solutions		
Accelerate implementation of environmental flows	River basin planning, water allocation, infrastructure design, and operation.	Bárcenas-García et al. (2022); Espinoza et al. (2021); Espinoza et al. (2022); Flicheux et al. (2014); McDougall et al. (2015); Norris et al. (2018a); Reese and Welsh (1998b); Tornabene et al. (2018); Tornabene et al. (2019). Tucker et al. (2012); Ward et al. (2013).
Improve water quality	Waste water treatment, regulation of polluting industries, market instruments, improved agricultural practices, nature-based solutions.	-
Protect, create, and restore critical habitats	Protected areas, land-use planning, markets for ecosystem services, habitat restoration.	Bárcenas-García et al. (2022); Bennett and Litzgus (2014); Chelazzi et al. (2007); Fagundes et al. (2021); Ghaffari et al. (2014); Gonzalez-Zarate et al. (2011); Pitt et al. (2021); Norris et al. (2018a); Reese and Welsh (1998b); Selman and Jones (2017); Stone et al. (2014); Tornabene et al. (2018); Tornabene et al. (2019).
Manage exploitation of freshwater species.	Science-based management, community management, bycatch reduction.	Bárcenas-García et al. (2022); Bennett and Litzgus (2014); Fagundes et al. (2021); Gonzalez-Zarate et al. (2011); Ihlow et al. (2014); Jian et al. (2013); Le Duc et al. (2020); Pitt et al. (2021); Selman and Jones (2017); Stone et al. (2014).
Prevent and control non-native species invasions in freshwater habitats	Identification and control of introduction pathways, control and eradication of established invasive non-native species.	Berry et al. (2020); Koizumi et al. (2016); Koizumi et al. (2017).
Safeguard and restore freshwater connectivity	System-scale infrastructure planning, dam reoperation and removal, levee repositioning, passes.	Gaillard et al. (2015); Ghaffari et al. (2014); Ihlow et al. (2014); Pitt et al. (2021); Turcotte et al. (2022); Tucker et al. (2012); Ward et al. (2013).

study measured current- or post-construction effects/impacts and/or mitigation actions of dams (including removal). We included original research articles with primary and secondary data, including field based, modeling inference, interviews, and laboratory (e.g., genetic) studies. Studies that included only summarized versions of compiled primary data (e.g., reviews and perspectives) were excluded. Studies that evaluated river channel alterations not associated with dams (e.g., channel widening (Usuda et al., 2012)) or where dam impacts were discussed based on unconfirmed secondary narratives lacking methodological details e.g. (Kitimasak et al., 2005) and/or merely discussed e.g. (Tornabene et al., 2017) were also not included. This approach was adopted to enable us to establish the most robust evidence possible of directionality for all reported impacts.

Conservation Evidence literature database search for mitigation studies

The Web of Science searches were complemented and expanded by using the Conservation Evidence ([https://](https://www.conservationevidence.com/)

www.conservationevidence.com/) literature database (Conservation Evidence, 2021). The Conservation Evidence database includes publications of conservation interventions, compiled using systematic searches of both English and non-English language journals (all titles and abstracts) and report series (“grey literature”) (Sainsbury et al. 2021). To date, systematic searches of over 330 English language journals, over 300 non-English language journals (from 16 different languages) and 24 report series have been conducted (Supplementary material S2 data available at doi: 10.17605/OSF.IO/KQ573). At initial screening, all articles that measured the effect of an intervention that might be done to conserve biodiversity, or that might be done to change human behavior for the benefit of biodiversity were included. English language articles relevant to any reptile species were then read in full and reassessed based on whether the effectiveness of an action to mitigate the impact of dams on freshwater turtles was included. For non-English language articles that passed the initial screening, keyword searches for the terms “turtle” or “terrapin” were carried out, and the title and

abstract of the resulting articles were read to check for any mention of freshwater turtles and dams.

Study data extraction

The following information was extracted from the 47 selected articles: study country, duration (in years), dam function, turtle species, and life-stage. Species' taxonomy, distribution (temperate or tropical latitude), and threat status were obtained from published literature (Rhodin et al., 2018; TTWG et al., 2017). Life-stage was grouped into three classes based on life history and management relevance: early (nest/egg/hatchling), juvenile, and/or adult turtle (Lovich et al., 2018; Rachmansah et al., 2020; Shine & Iverson, 1995). Dam function was used to provide an understanding of the representativeness of the selected articles and was not included in the analysis. Function of the dams was obtained from the articles and classified as water supply (including, e.g., irrigation, agriculture, industrial cooling and recreation), hydropower (electricity generation), navigation (transport), and mixed when dams provided multiple functions.

All articles were classified into thematic areas (Table 1) based on the anthropic threats identified in the literature (Alho, 2011; Athayde et al., 2019; Lees et al., 2016; Winemiller et al., 2016). "Solutions" follow the six priority actions for the recovery of freshwater biodiversity identified by Tickner et al. (2020)). For each article we identified (a) Threats caused by changes resulting from dams that generated direct or indirect impacts on freshwater turtles; (b) Impacts, refers to consequences of these threats; (c) Solutions, mitigation actions used or proposed to minimize dam development impacts on freshwater turtles (Table 1).

Data analysis

Patterns in the geographic distribution of publications were evaluated using maps and descriptive statistics. Taxonomic representativeness was assessed using non-parametric tests to compare frequency distributions of studied species with that of extant species per Family (TTWG et al., 2017; Uetz et al., 2021). To understand if studied species could be considered as reflecting 21st century threats, the threat status of studied species was compared against the distribution of extant species (Rhodin et al., 2018). Non-parametric tests were preferred as they are robust and widely adopted for cases with discrete data and small group sizes (Agresti, 2012) and to avoid increased probability of type I errors with parametric frequentist or Bayesian options (Kelter, 2021). Finally, we qualitatively synthesized the effect level on each turtle life-stage as positive (with an ecological or biological benefit); negative (harms the turtle life-stage); and unstudied (if we did not find literature to support it). All analyses were performed in R (R Development Core Team, 2020) with functions available in base R and "tidyverse" collection of packages (Wickham et al., 2019).

Results

Geographic and taxonomic bias in the literature

The 47 selected articles included studies based on field surveys (76.6%, $n = 36$), laboratory research (14.9%, $n = 7$), interviews (4.3%, $n = 2$) and modeling inference (4.3%, $n = 2$). The first article was published in 1970 (Table 1) and measured variation in the reproduction of the pond slider (*Trachemys scripta*) in a reservoir receiving heated effluent from a nuclear reactor in South Carolina, USA (Gibbons, 1970). Only five studies that fitted the selection criteria were published before 2006 and the majority of studies were published during the last 10 years, with 74% ($n = 32$) published between 2012 and 2021 (Table 1). Several studies (17.0%, $n = 8$) were conducted along waterways with dams providing multiple functions, for example, a mix of water supply, flood control, hydropower, recreation, and navigation. Most studies evaluated more localized impacts of dams with single main functions, with water supply/irrigation dams evaluated in 42.6% ($n = 20$) of selected articles; whereas 38.3% ($n = 18$) involved hydropower dams and one study was from a predominantly navigational waterway with locks and dams (Berry et al., 2020).

There were clear geographic differences in the number of studies (Fig. 2), with more than half of studies from North America ($n = 26$), followed by Australia ($n = 7$). Most studies (72.3%, $n = 34$) were conducted in temperate latitudes and no studies were found from Africa (Fig. 2). Studies of all three life-stages (early, juvenile, and adult) were found from only four countries (Australia, Colombia, Greece, and USA, Fig. 2) and only two studies included all three life-stages of the same species (Chelazzi et al., 2007; Gallego-García & Castaño-Mora, 2008). Adult turtles were the main study focus, with 33 articles from 11 countries examining adults (Fig. 2). Additionally, 21 articles from 9 countries examined juveniles and 9 articles from five countries studied early stages (nests, eggs or hatchling, Fig. 2). Four studies focusing on genetics did not specify the life-stage from which tissue samples were collected (Gaillard et al., 2015; Ihlow et al., 2014; Kiesow & Warcken, 2017; Turcotte et al., 2022). One study evaluated turtle presence and absence at different sites without specifying life-stage (Gonzalez-Zarate et al., 2011) and two studies did not specify the life-stage of captured turtles (Clark et al., 2018; Stone et al., 2014).

Studies examined dam impacts on 30 freshwater turtle species from seven of 11 families (Table 2). Although there was a weak positive relationship, the number of studies was not significantly correlated to the number of extant species in each family (Spearman's $Rho = 0.44$, $p = 0.328$, Fig. 3). More than a third of studies (42.6%, $n = 20$) focused on nine North American species of the Emydidae. The Chelydridae (2.1%, $n = 1$) was the least studied family and Geoemydidae most underrepresented (Fig. 3) relative to extant aquatic turtle

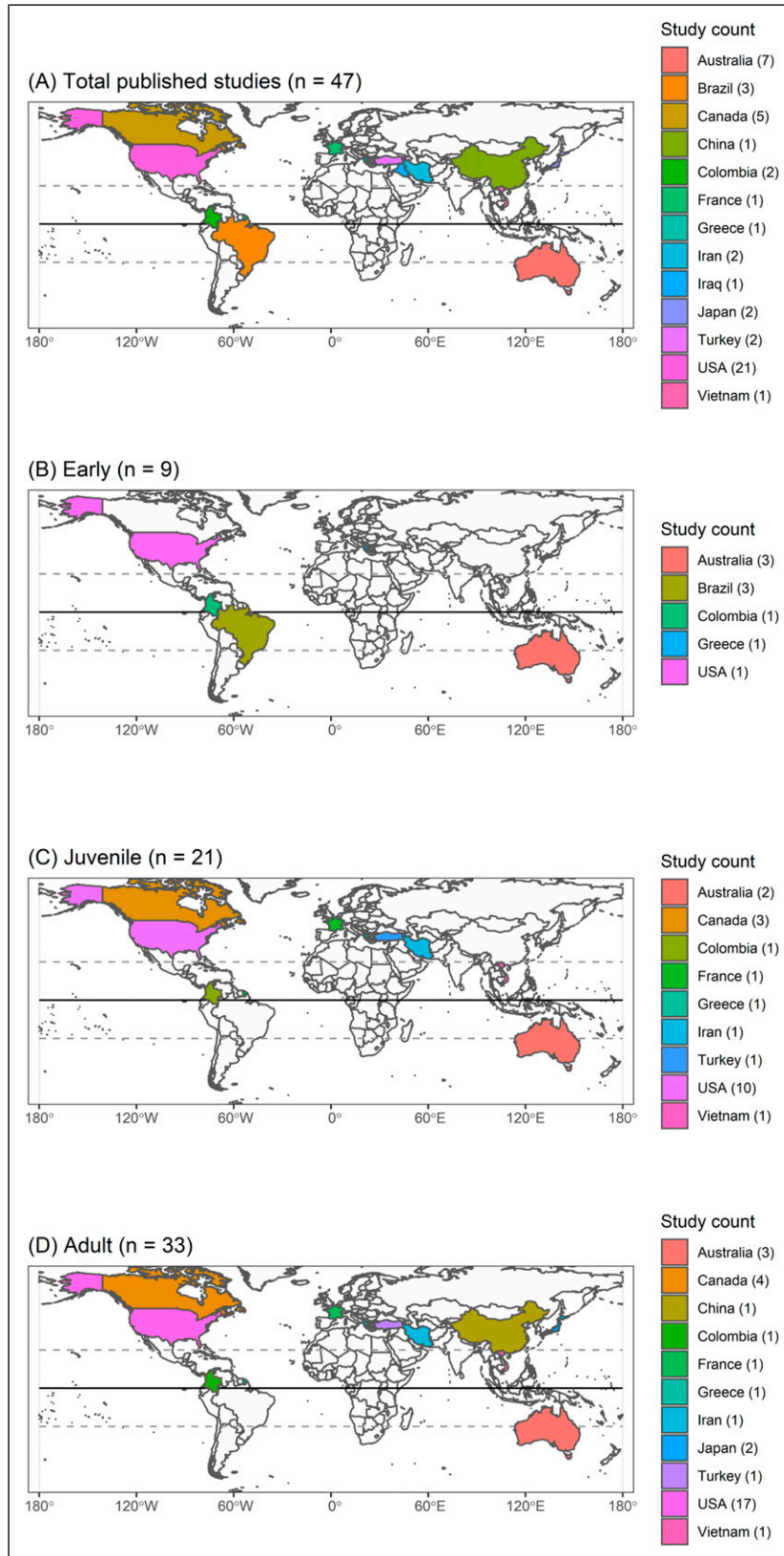


Figure 2. Geographic distribution of articles. Maps showing the geographic distribution of countries where studies were conducted. Showing (A) overall distribution of studies, and countries with studies examining (B) early (nest/egg/hatchling), (C) juvenile, or (D) adult life-stages for measures of dam impacts.

Table 2. Turtle species. Number of studies examining threats of dams to freshwater turtles obtained from the published literature. Mean values for age at first reproduction (“AFR,” in years) and maximum longevity (“ML,” in years).

Family (study count)	Species ^a	Region ^b	Study count ^c				AFR ^d	ML ^e
			No.	Early	Juvenile	Adult		
Chelidae (7)								
	<i>Chelodina longicollis</i> (LC)	Temperate	1	0	1	1	10.5	
	<i>Eseya albagula</i> (EN)	Tropical	3	2	1	1		
	<i>Elusor macrurus</i> (CR)	Tropical	2	1	0	1	15.0	
	<i>Emydura macquarii</i> (LC)	Tropical	2	0	1	1	8.0	
	<i>Myuchelys latisternum</i> (LC)	Tropical	2	0	1	1		
Chelydridae (1)								
	<i>Chelydra serpentina</i> (LC)	Temperate	1	0	1	1	10.8	47.0
Emydidae (23)								
	<i>Actinemys marmorata</i> (VU)	Temperate	6	1	4	5	6.0	
	<i>Chrysemys picta</i>	Temperate	1	0	0	0	7.2	
	<i>Emys orbicularis</i> (NT)	Temperate	1	0	1	1	17.1	
	<i>Graptemys caglei</i> (EN)	Temperate	1	0	0	1		14.5
	<i>Graptemys geographica</i> (LC)	Temperate	6	0	3	5	10.8	19.2
	<i>Graptemys oculifera</i> (VU)	Temperate	2	0	0	1	8.5	36.9
	<i>Graptemys ouachitensis</i> (LC)	Temperate	1	0	1	1	6.3	34.9
	<i>Graptemys pearlensis</i> (EN)	Temperate	1	0	0	1		
	<i>Graptemys pseudogeographica</i> (LC)	Temperate	1	0	0	0	6.0	35.4
	<i>Graptemys pulchra</i> (NT)	Temperate	1	0	1	1	12.0	20.0
	<i>Trachemys scripta</i> (LC)	Temperate	4	0	2	4	6.7	50.2
Geoemydidae (3)								
	<i>Mauremys reevesii</i> (EN)	Temperate	1	0	0	1	10.5	24.2
	<i>Mauremys rivulata</i> (LC)	Temperate	2	1	2	2		
Kinosternidae (3)								
	<i>Kinosternon sonoriense</i> (NT)	Temperate	1	0	0	0	6.0	
	<i>Sternotherus depressus</i> (CR)	Temperate	1	0	1	1	7.0	
	<i>Sternotherus odoratus</i> (LC)	Temperate	1	0	1	1	4.0	
Podocnemididae (5)								
	<i>Podocnemis expansa</i> (CR)	Tropical	1	1	0	0	12.3	40.2
	<i>Podocnemis lewyana</i> (CR)	Tropical	2	1	1	1	5.5	
	<i>Podocnemis sextuberculata</i> (VU)	Tropical	1	1	0	0	5.0	50.0
	<i>Podocnemis unifilis</i> (EN)	Tropical	2	2	0	0	9.3	50.8
Trionychidae (7)								
	<i>Apalone mutica</i> (LC)	Temperate	1	0	0	1	7.8	
	<i>Apalone spinifera</i> (LC)	Temperate	3	0	0	3	8.5	50.0
	<i>Rafetus euphraticus</i> (EN)	Temperate	2	0	1	1		
	<i>Rafetus swinhoei</i> (CR)	Tropical	2	0	1	2		

^aText in parenthesis represents the revised IUCN Red List classification for each species (Rhodin et al., 2018).

^bLatitudinal distribution based on maps and descriptions in TTWG et al. (2017).

^cWhen the same article studied multiple species the same article is included multiple times in the species study counts presented.

^dAge at first reproduction (“AFR,” years) from data in Rachmansah et al. (2020) and Species360 (<https://www.species360.org/serving-conservation/turtles-tortoises-cites/>, accessed September 10, 2021).

^eMaximum longevity (“ML,” years) from Species360 (<https://www.species360.org/serving-conservation/turtles-tortoises-cites/>, accessed September 10, 2021).

diversity (Rhodin et al., 2018; Uetz et al., 2021). The number of species studied in each family was also not significantly correlated to the number of extant species in each family (Spearman’s Rho = 0.36, $p = 0.324$) and followed a similar pattern to number of studies, with Emydidae species most

frequently studied and Chelydridae the most understudied (Fig. 3). Of the four unstudied families three included few (5 or fewer) species, but with 27 extant species Pelomedusidae (expected range of 4–7 studies, Fig. 3) was the most underrepresented of all families.

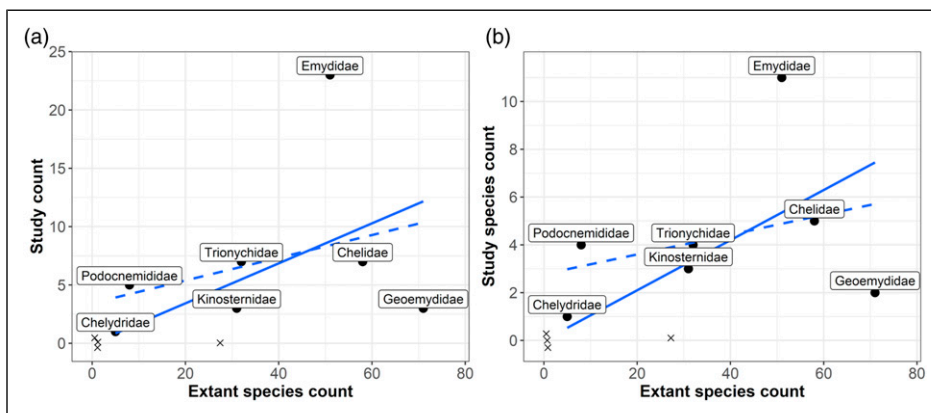


Figure 3. Taxonomic representativeness of articles. Comparison of extant turtle species number and (A) the number of studies and (B) studied species. Extant turtle species per Family from TTWG et al. (2017). Solid lines from a linear model of the expected number in proportion to extant species count, dashed lines from linear model of values obtained from the literature review (lines added to aid visual interpretation). Exes (“x”) show the number of extant species in families with no studies (not included in the linear models, exes are dodged to avoid overlapping).

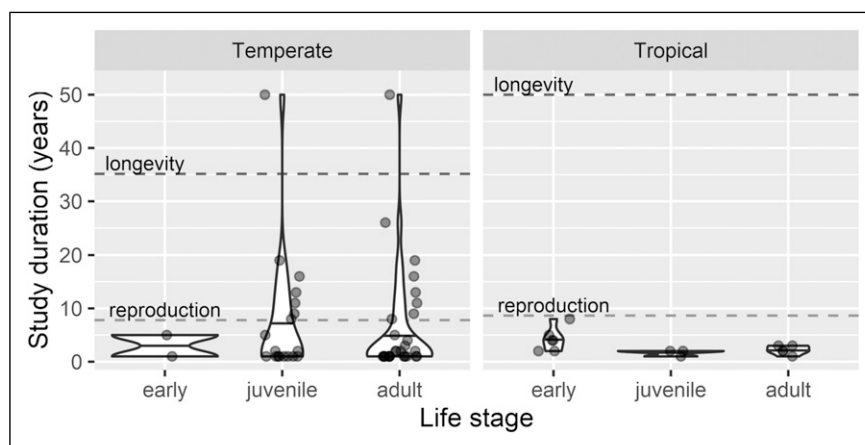


Figure 4. Study duration. Comparison of the years of study examining dam impacts on freshwater turtles in temperate and tropical regions. Distribution of values compared across three life-stage classes (early, juvenile, and/or adult, $n = 37$ studies). When the same article studied multiple life-stages it is included multiple times in the counts presented. Solid horizontal lines within violin plots are 50% quantile of values per life-stage class. Dashed horizontal lines are median values for age at first reproduction ($n = 17$ and 6 species, temperate and tropical, respectively) and maximum longevity ($n = 10$ and 3 species, temperate and tropical, respectively).

Nearly half of the studied species 47% ($n = 14$) were classified as threatened (CR, EN or VU, Table 2). Whereas 43% ($n = 13$) of all studied species were classified as Least Concern (LC) and 10% ($n = 3$) as Near Threatened. The distribution of threatened and nonthreatened species was not significantly different from 50:50 ($\chi^2 = 0.13$, $df = 1$, $p = 0.715$) and follows the expected distribution ($\chi^2 = 1.44$, $df = 1$, $p = 0.230$) of the threat status from 360 Testudine species [$n = 187$ and 138 threatened and unthreatened species, respectively, (Rhodin et al., 2018)]. The number of temperate and tropical species studied did differ between threat status categories (Fisher’s Exact Test, $p = 0.007$), with studies of

temperate species having a greater proportion of Least Concern (52% and 22% of studied species, temperate and tropical, respectively) and tropical a greater proportion of Critically Endangered species studied (5% and 44% of studied species, temperate and tropical, respectively).

Many more studies in temperate regions focused on older age classes (4.2%, 37.5%, and 58.3% for early, juvenile, and adults stages, respectively) compared to tropical regions (46.7%, 20.0%, and 33.3% for early, juvenile, and adults, respectively, Fisher’s Exact Test $p = 0.0005$, Fig. 4). Most studies were of short survey duration, with 70.2% ($n = 33$) of studies 5 or fewer years. The vast majority of studies were

much shorter than either mean maximum longevity or age at first reproduction of the studied species (Fig. 4). Indeed, there were only seven (14.9%) long-term studies (studies of more than 10 years), all from temperate regions (Fig. 4), with only one study (Pitt et al., 2021) continuing for longer than the maximum longevity of the studied species. There were no long-term studies in tropical regions with the majority of tropical studies focusing on early life-stages ($n = 7$), whereas studies in temperate regions focused more on juvenile ($n = 18$) and adult ($n = 28$) stages (Fig. 4).

Table 3. Impact level (negative, positive, unknown, or unstudied) from each threat identified and associated dam impacts on freshwater river turtles. “NA” used where the theme is not relevant for the stage, that is, reproduction and early/juvenile stages.

Theme	Turtle life-stage		
	Early	Juvenile	Adult
Threat			
Land cover change	Unstudied	Unstudied	Unstudied
River flow	-	-	-
Water quality	-	+/-	+/-
Mercury	Unstudied	Unstudied	Unstudied
Physical barriers	Unstudied	+/-	+/-
Impact			
Movement	Unstudied	-	+/-
Reproduction	NA	NA	-
Nutrition	+/-	-	-
Growth rate	-	+/-	+/-
Survival	-	-	-
Sensitivity	-	+/-	-
Genetic diversity	Unknown	Unknown	Unknown

Threats and impacts

A qualitative synthesis of the effects on turtle life-stage (Table 3, Fig. 5) revealed that threats and impacts differed across life-stages and between species. For early stages, changes in river flow and water quality were identified as threats. Indeed changes in river flow were identified as threats across all stages (Table 3). In the juvenile stage, changes in river flow and presence of dams as physical barriers were threats (Melancon et al., 2013). While changes in water quality could also provide potential benefits, this varied between turtle species studied (Clark et al., 2009; Selman & Jones, 2017; Snover et al., 2015). In the adult stage changes to river flows was a threat, whereas changes in water quality and the presence of permanent water provided by physical barriers could also provide benefits for some species (Stone et al., 2014). Changes in land cover and mercury/methylmercury caused by dams remained unstudied in all life-stages.

The impacts also differed across life-stages and between species, but when studied, negative impacts were documented for all life-stages and all themes (Table 3). In the juvenile stage, there could be positive impacts on growth rate and sensitivity, for example, as new environmental conditions may create refuge habitat for juveniles (Ryan et al., 2015). In adults the creation of waterways could facilitate movements, range expansions, and exchanges between once isolated species (Berry et al., 2020). The impacts on genetic diversity were not differentiated across different life-stages, but studies documented evidence of negative impacts of dams on genetic diversity (Ihlow et al., 2014; Turcotte et al., 2022).

Mitigation actions

A total of five studies (Fig. 6) tested the effect of four mitigation actions (Espinoza et al., 2021; Espinoza et al., 2022;

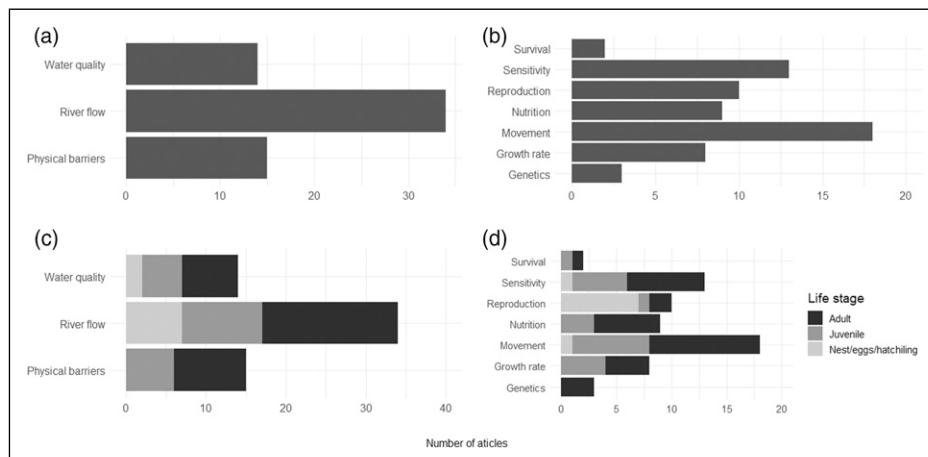


Figure 5. Thematic areas. Total of studies by threats (A) and impacts (B) and the turtle life-stage (C and D) according to the thematic areas identified in the review of selected articles. When the same article studied multiple life-stages the same article is included multiple times in the counts presented (C and D).

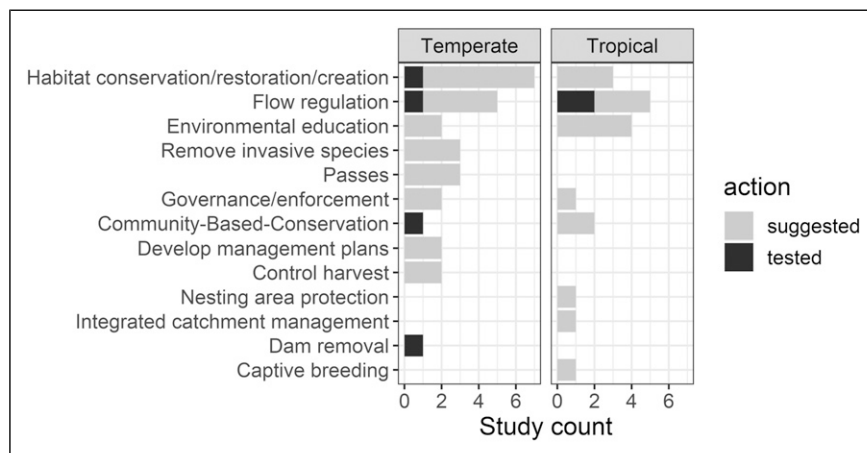


Figure 6. Mitigation actions. Actions presented in 27 of 47 selected articles compared between studies of freshwater turtle species in temperate and tropical regions.

Ficheux et al., 2014; Pitt et al., 2021; Stone et al., 2014). Of these studies, three were from temperate regions with long-term data collection spanning 50 (Pitt et al., 2021), 20 (Stone et al., 2014) and 17 years (Ficheux et al., 2014) and two were relatively short term 3 year studies from sub-tropical Australia (Espinoza et al., 2021; Espinoza et al., 2022). One article (Pitt et al., 2021) documented the effect of dam removal on the northern map turtle (*Graptemys geographica*). A study from the USA (Stone et al., 2014) demonstrated the potential of volunteers to help implement actions (dam repair and silt removal) to maintain artificial impoundments for the Sonora mud turtle (*Kinosternon sonoriense*). Another from southern France (Ficheux et al., 2014) showed how earlier flooding across wetland areas improved hibernation success for the European pond turtle (*Emys orbicularis*); while studies from Australia (Espinoza et al., 2021; Espinoza et al., 2022) demonstrated how environmental flow management could facilitate movements of adult Mary River turtles (*Elusor macrurus*) and improve nesting success for the Endangered white-throated snapping turtle (*Eseya albagula*).

Far more studies (57%, $n = 27$) presented suggestions rather than tested possible conservation actions. The principal suggestions to mitigate dam impacts (Fig. 6) were habitat conservation/restoration/creation (9 studies), environmental education (6 studies), and flow regulation (6 studies). While improving governance and enforcement was suggested three times: improved regulation of recreational boating (Bennett & Litzgus, 2014), more rigorous environmental impact assessments (Norris et al., 2018a) and additional state/federal protections for declining species (Selman & Jones, 2017).

Discussion

To our knowledge, our study constitutes the most extensive search of the global scientific literature for assessing the

impact of dams on freshwater turtles and mitigation measures that have been carried out to date. The inclusion of over 300 non-English language journals increases confidence that important sources of evidence for actions to mitigate impacts have not been missed (Amano et al., 2021). This comprehensive systematic review of existing evidence provides insight not only to the trends, thematic fields and gaps in current research but also conservation solutions to the impacts caused by dams on freshwater turtles. Studies were primarily focused on river flow changes, however, there were few studies in some regions, principally the tropics, and gaps on important themes like bioaccumulation of methylmercury linked to dams. We first discuss geographic and taxonomic biases, then the impacts of dams on freshwater turtles. Finally, we describe the mitigation actions proposed and implemented for turtle recovery and conservation.

Geographic and taxonomic bias

There were marked differences in the scientific production between temperate and tropical latitudes. Our finding that 62.5% of studies were from USA and 66% of the total studies were from temperate latitudes confirms results from a previous study that showed most scientific knowledge came from temperate regions (Rachmansah et al., 2020). This geographic bias was particularly surprising as tropical regions have a high potential for hydropower development (Grill et al., 2019) and are also considered priority areas for turtle conservation (Mittermeier et al., 2015; Stanford et al., 2020). There was also a connection between geographic biases and study taxa as most studies (42.6%) focused on ten North American species of the Emydidae and the lack of studies from Africa meant the Pelomedusidae (freshwater turtles native to sub-Saharan Africa) was not represented.

It is possible that the lack of studies on impacts from Africa and Asia could be a result of the English language Web

of Science searches. Based on evidence from recent studies it does however appear likely that there are indeed very few studies documenting impacts on freshwater turtles across African and Asian basins impacted by dams. For example, a recent special issue regarding the Lower Mekong basin included no articles examining freshwater turtles (with 20 published articles, https://www.mdpi.com/journal/water/special_issues/Mekong_River#published, accessed September 8, 2021). The inclusion of the Conservation Evidence database with its comprehensive coverage of both English and non-English language literature increases confidence that the geographic patterns are most likely a result of lack of documented evidence and not language based search bias (Amano et al., 2021).

Threats and impacts of dams on freshwater turtles.

Based on our results, the principal changes that impacted freshwater turtles were river flow modification, physical barriers, and water quality. Land cover change was not assessed as a direct impact of dams on freshwater turtles.

Changes in river flow

Loss of feeding habitat. Changes in the flood pulse together with the loss of feeding habitat can strongly impact the availability of food resources (Bennett et al., 2009; Petrov et al., 2018). This was shown in Australia where the diet of three freshwater turtle species was compared in sites with and without damming impact (Tucker et al., 2012). Damming reduced ingestion of subaquatic plants and fruits by *Emydura krefftii* and *Elseya albagula* and *Myuchelys latisternum* showed a diminished ingestion of aquatic invertebrates in impacted habitats (Tucker et al., 2012). The changes in diet may reflect changes in availability of resources associated with damming, as a study showed increased consumption of bryozoans (including Zebra mussels) in a reservoir compared with previous studies from downstream before Zebra Mussel establishment. The flood pulse also plays a role in access to food. For example, insect larvae may depend on shallow waters for their development, and macrophytes are also reduced when water levels fluctuate (Tucker et al., 2012). Therefore, the adaptive response of turtles to dams may depend on their capacity to change foraging strategies (Petrov et al., 2018; Richards-Dimitrie et al., 2013).

Loss of nesting habitat. Reproduction of freshwater turtles can be tied to the seasonal availability of nesting habitats. Nests of turtle species that use terrestrial nesting habitats (e.g., river banks) may be at greater risk from flooding (Bodie, 2001), as is the case of species of the South American genus *Podocnemis* (Eisemberg et al., 2016; Gallego-García & Castaño-Mora, 2008; Norris et al., 2018a; Norris et al., 2020), genus *Elseya* in Australia (Espinoza et al., 2022), and of the North American Emydidae and Trionychidae (Pitt et al., 2021; Tornabene et al., 2018). Changes to a river's

annual discharge cycle caused by dams can therefore reduce the availability of nesting areas (Bárcenas-García et al., 2022; Norris et al., 2018a; Tornabene et al., 2018), as well as the duration of low water levels, which may affect the behavior and nesting success of these species (Eisemberg et al., 2016; Espinoza et al., 2022; Tornabene et al., 2018).

The artificial regulation of dammed rivers can result in permanent flooding and/or a reduction in nesting areas. In the absence of adequate nesting habitat, nest-site selection by females may be compromised as nests may be placed even if they may not represent a good choice for females, eggs or hatchlings (Boyer, 1965; Kolbe & Janzen, 2002; Refsnider & Janzen, 2010; Schlaepfer et al., 2002). Nest-site selection can affect the nest's vulnerability to predation by wildlife (Spencer, 2002) and humans (Michalski et al., 2020) and may even render nests susceptible to submersion by flash floods that can occur due to hard-to-predict events, resulting from climate change (Eisemberg et al., 2016), or inflow impoundment by dams (Espinoza et al., 2022; McDougall et al., 2015; Norris et al., 2020). Water released by the Kota hydropower dam in India caused the Chambal River to rise, flooding nesting areas and causing losses of 7.7% and 9.6% of the nests of *Batagur kachuga* and *Batagur dhongoka*, respectively (Rao & Singh, 1987). In Brazil, the filling of a hydropower dam reservoir resulted in the flooding and loss of 3.9 hectares of nesting habitats and areas used by the yellow-spotted river turtle *Podocnemis unifilis* (Norris et al., 2018a). Besides Norris et al. (2018a) and (Bárcenas-García et al., 2022) who applied a before-after control-impact study design, no other study evaluated freshwater turtle nesting patterns with baseline monitoring previous to dam installation.

Changes in nest microclimate, for example, changes in substrate humidity and/or temperature, can also affect sex ratio, embryonic development, and hatching success (Refsnider et al., 2013). Eggs of species adapted to nesting on land may withstand brief flooding, for example, up to two days for *Podocnemis unifilis* eggs (Norris et al., 2020), but permanent immersion during the early stages of incubation diminishes embryo survival (Bodie, 2001). Indeed, eggs of Chelidae *Emydura krefftii* may not tolerate being under water for more than half an hour (Hollier, 2012). Barriers created by dams also limit transportation and downstream availability of nutrients and sediments. This change drastically reduces the volume of sediment that can be transported downstream leading to the progressive disappearance of potential nesting areas for freshwater river turtles (Le Duc et al., 2020; Lenhart et al., 2013).

Physical barriers. The fragmentation of free flowing river habitat limits migrations, causes isolation, and diminishes the genetic flow between populations of freshwater turtles (Gallego-García et al., 2018). Damming divides populations, making reproduction more difficult (Jian et al., 2013), and decreasing the adaptive capacity of impacted populations as

genetic diversity is lost. This could result in inbreeding, with potential consequences for reproductive fitness and survival in the disturbed environment (Turcotte et al., 2022). These are factors that, together, have implications on population recruitment (Bennett et al., 2010; Buchanan et al., 2019; Gallego-García et al., 2018; Ihlow et al., 2014). Evaluating impacts of dams as barriers at a genetic level can however take several generations and depending on the species can require many decades if not centuries for the changes to manifest (Bennett et al., 2010; Gaillard et al., 2015; Kiesow & Warcken, 2017; Reinertsen et al., 2016; Turcotte et al., 2022; Ward et al., 2013).

In Canada, the dispersal and occurrence of *Graptemys geographica* females declined in areas fragmented by locks, dikes, and hydropower dams (1.53 ± 0.31 km), compared to females found in contiguous areas [8.51 ± 1.59 km, (Bennett et al., 2010)]. The abundance of both generalist (*E. macquarii*) and more specialist (*M. latisternum*) species declined after 5 years in locations near a dam in Australia (Clark et al., 2018). A decrease in the abundance of fish and absence of the Yangtze giant softshell turtle *R. swinhoei* was recorded after the installation of the Hoa Binh hydropower dam in Vietnam, according to interviews with fishermen (Le Duc et al., 2020). Similarly in China, after sand banks were flooded by the Nansha hydropower dam in 2006, it was no longer possible to detect the presence of *R. swinhoei* (Jian et al., 2013).

Permanently inundated lotic environment created by dams can favor certain species including non-native turtle species (Berry et al., 2020). Damming could provide new potential habitat for freshwater turtles, like permanent impoundments of otherwise ephemeral streams (Stone et al., 2014). Water supply dams for cattle can also be used as permanent habitat by generalist species like *Actinemys marmorata* [Table 3, (Germano, 2016)]. But, such cases depend on active management to maintain healthy populations, as highlighted by an example from Europe showing the importance of both managing cattle to avoid trampling and appropriate management of flow regimes for the conservation of impacted turtle species (Ficheux et al., 2014).

Changes in water quality. A lack of oxygen may limit the presence and persistence of diving species in reservoir environments. Lack of oxygen in reservoirs has implications for turtle physiology as it limits the capacity to obtain oxygen from the water, which can reduce diving ability by 51% (Clark et al., 2018). The impact of changing oxygen levels was recorded in Australia for *Elusor macrurus* hatchlings, a species with bimodal respiration which, nevertheless, cannot withstand hypoxia conditions for long periods of time (Clark et al., 2009). Eutrophication may however benefit some turtle species, for example, an increase in emergent vegetation could be potential refuge habitat for the juvenile stages of *Chelodina longicollis* (Ryan et al., 2015). Additionally, adults of *Trachemys scripta* were benefited by warmer water temperatures in a nuclear reactor cooling reservoir that increased

the time available for foraging and increased growth rates (Gibbons, 1970). Such benefits could be facilitated by behavioral plasticity as the same species also showed behavioral thermoregulatory adaptations, for example, differences in aquatic and atmospheric basking depending on proximity to warmer water (Spotila et al., 1984). In contrast, dammed rivers with cooler temperatures delayed reproductive maturity by 9 years in western pond turtles [*Actinemys marmorata*, (Snover et al., 2015)].

Accumulation of contaminants in dam reservoirs was reflected in the pesticide concentration found in the common snapping turtle (*Chelydra serpentina*), which increased closer to a water supply dam (Douros et al., 2015). Additionally, the new physical-chemical environment (e.g., lower pH) and the elevated rates of decomposition of submerged organic matter can increase mercury methylation by bacteria around dams and reservoirs (Millera Ferriz et al., 2021; Regnell & Watras, 2019). Methylmercury is an extremely toxic contaminant that can be highly damaging to people (Budnik & Casteleyn, 2019) and aquatic vertebrates including turtles (Green et al., 2010; Meyer et al., 2014). As freshwater turtles are often consumed by riverside populations there is a strong potential for freshwater turtles to represent a source of dietary methylmercury (Green et al., 2010). Patterns of mercury and methylmercury contamination and bioaccumulation have been intensely studied around dams (Millera Ferriz et al., 2021; Wang et al., 2004) and in turtles from temperate (Burger & Gibbons, 1998; Meyer et al., 2014; Slimani et al., 2018) and tropical regions (Eggins et al., 2015; Schneider et al., 2009; Schneider et al., 2010). The lack of studies assessing bioaccumulation of methylmercury in freshwater turtles in and around dams was therefore surprising.

Mitigation actions

Among the measures to mitigate/minimize dam impacts on freshwater turtles the most frequently suggested were habitat conservation/restoration/creation (Ghaffari et al., 2014; Gonzalez-Zarate et al., 2011; Norris et al., 2018a; Pitt et al., 2021; Reese & Welsh, 1998b; Tornabene et al., 2019), flow regulation and environmental education (Ghaffari et al., 2014; Gonzalez-Zarate et al., 2011; Ihlow et al., 2014; Jian et al., 2013; Le Duc et al., 2020; Norris et al., 2018a). Promoting habitat creation and restoration would likely contribute to long-term conservation of breeding and nesting areas, as well as potential foraging areas for turtles. Restored vegetation can also help reduce erosion, improve water quality, and promote the reestablishment of a wide variety of aquatic and terrestrial species (Santoro et al., 2020). However, no published studies were found that evaluated the implementation of these suggested measures for freshwater turtle species impacted by dams.

Studies also suggested that companies in charge of dam development and operation should adopt a holistic vision of catchment management, including measures such as flow

regulation for the specific freshwater turtles impacted and adapting inlets to favor turtle dispersal between rivers and the available flood plains (Howard et al., 2017; McDougall et al., 2015). Indeed an example from Australia showed that such flow rate changes could benefit multiple species without negatively affecting water supply to end users (Espinoza et al., 2022; McDougall et al., 2015).

Although more than half of studies suggested mitigation actions, only five evaluated interventions. This pattern follows worrying trends where for threatened species, only a small proportion of available budgets are implemented, with an example from the US demonstrating that only a small fraction of proposed management tasks for species recovery are achieved (Gibbs & Currie, 2012). Although the majority of studies suggested the need for additional research including long-term monitoring, monitoring is not sufficient to solve conservation problems (Buxton et al., 2020; Legg & Nagy, 2006). It is worth noting that a number of other studies were highlighted within the Conservation Evidence database that evaluated a range of interventions with potential relevance to the threat of dams on freshwater turtles. For example, studies evaluating habitat restoration/creation (e.g., “Create or restore ponds”) or education and awareness raising (e.g., “Engage local communities in conservation activities”) may provide evidence that could be applicable for a wide range of taxa and be implemented in response to a large number of threats, including those arising from dams (Conservation Evidence, 2021; Sainsbury et al., 2021). While interventions and actions developed and implemented within local contexts may well have the most relevant results, it remains an open question the extent to which relevant evidence can be shared across different species groups, habitats and contexts. Such sharing of evidence could go some way to filling gaps in the literature and increase the collective capacity for using evidence to inform conservation decision making.

Facilitating movements around dams is likely to help maintain connectivity and reduce mortality. Yet, there is little evidence available for interventions such as passes except for fishes. There are examples of freshwater turtles using fish passes but not necessarily for movements, but rather as feeding locations (Agostinho et al., 2012). Evidence is needed to inform the development of passes that can be effective for both small and large turtles (>30 kg) in rivers with high predator diversity. Another option is implementing habitat modifications to ensure safe terrestrial passage around dams. Although we did not find any evidence for the efficacy of such actions around dams, there are examples of habitat modifications, for example, barrier installation (Heaven et al., 2019), which have also been used together with the creation of suitable nesting habitats to reduce adult mortality around roads (Nagle & Congdon, 2016).

There is an increasing need to develop integrated and adaptive approaches to mitigate dam impacts on freshwater turtles. Community-based Conservation encourages social

organization and the creation of initiatives to conserve natural capital. Several studies have already shown that the survival of turtle hatchlings and adults increases through conservation by community management (Campos-Silva et al., 2018; Norris et al., 2020; Norris et al., 2019; Rivera et al., 2021; Stone et al., 2014). Community-based Conservation also encourages participation to monitor, protect, and reduce predation of freshwater turtles within communities (Campos-Silva et al., 2018; Rivera et al., 2021; Vallejo-Betancur et al., 2018). Actions may also include rescue activities such as that which occurred in the eastern Brazilian Amazon, where community-based actions contributed to the rescue of 926 eggs, 65 premature hatchlings, and the release of 599 hatchlings of *P. unifilis* during the flooding of nests by rising water levels (Norris et al., 2020). However, community participation in any conservation project requires that the communities are actively involved in creating plans and/or management projects (Campos-Silva et al., 2018; Rivera et al., 2021), procuring sources of economic income, as well as providing the necessary inputs for project development so that they are not abandoned due to lack of resources (Norris et al., 2018b; Stone et al., 2014).

It is necessary to strengthen the protection and monitoring of existing nesting areas (Forero-Medina et al., 2019), and of juvenile and adult stages (Hance, 2020). Such actions should be supported by additional research to establish if population recruitment is occurring and provide more robust estimates of turtle population dynamics particularly in the tropics (Norris et al., 2019; Rachmansah et al., 2020). This could be achieved with the promotion of social, governmental, business, and research center participation (Guo et al., 2021). It may also be possible to complement this with environmental education actions at different levels of society (including children), to revalue the importance of freshwater turtles as components of the ecosystem and diverse cultures (Ghaffari et al., 2014; Gonzalez-Zarate et al., 2011; Le Duc et al., 2020). Another strategy would be to implement community management to regain the cultural, economic, ecological, political, and social values of the communities over their natural resources (Brownson & Fowler, 2020; Campos-Silva et al., 2018; Harper et al., 2021; Lopes et al., 2021).

In addition, to mitigate dam impacts and prevent the loss of species and ecological functions, environmental authorities must conduct more robust and rigorous Environmental Impact Assessments (Bárcenas-García et al., 2022; Norris et al., 2018a), as well as provide support to supervise compliance with mitigation actions and monitoring effectiveness (Guo et al., 2021; Valiente-Banuet et al., 2015).

Implications for Conservation

Actions that mitigate known negative impacts are urgently required to prevent the collapse of populations of freshwater turtle species. Our review showed that impacts of dams on

freshwater turtles remain poorly studied, particularly in tropical regions. Changes in the river flow caused by dams on freshwater turtles were the principal focus, but there were important information gaps regarding the effects of changes in land cover, methylmercury bioaccumulation, and water quality. With only five studies evaluating interventions, much more evidence is required to evaluate mitigation actions across different life-stages and geographic regions. Integrated monitoring programs that provide evidence at relevant spatial and temporal scales for all turtle life-stages are needed to promote the conservation of these threatened species.

Acknowledgments

We would like to thank the Universidade Federal do Amapá for providing logistical support; Andrea Bárcenas received a master scholarship provide by Coordenação de Aperfeiçoamento de Pessoal de Nível Superior (CAPES).

Declaration of Conflicting Interests

The author(s) declared no potential conflicts of interest with respect to the research, authorship, and/or publication of this article.

Funding

The author(s) disclosed receipt of the following financial support for the research, authorship, and/or publication of this article: The work with Conservation Evidence was funded by Arcadia, The David and Claudia Harding Foundation and MAVA.

Data Availability

The data that supports the findings of this study are available in the supplementary information of this article. A copy of the data is also openly available via the Center for Open Science at <https://doi.org/10.17605/OSF.IO/KQ573>.

ORCID iDs

Andrea Bárcenas-García  <https://orcid.org/0000-0002-4521-7890>
 Fernanda Michalski  <https://orcid.org/0000-0002-8074-9964>
 Darren Norris  <https://orcid.org/0000-0003-0015-8214>

Supplemental Material

Supplemental Material for this article is available online.

References

- Agostinho, A. A., Agostinho, C. S., Pelicice, F. M., & Marques, E. E. (2012). Fish ladders: safe fish passage or hotspot for predation? *Neotropical Ichthyology*, *10*(4), 687–696. <https://doi.org/10.1590/s1679-62252012000400001>.
- Agresti, A. (2012). *Categorical data analysis* (3 ed.): John Wiley & Sons.
- Alho, C. J. R. (2011). Environmental effects of hydropower reservoirs on wild mammals and freshwater turtles in Amazonia: a review. *Oecologia Australis*, *15*(3), 593–604. <https://doi.org/10.4257/oeco.2011.1503.11>
- Amano, T., Berdejo-Espinola, V., Christie, A. P., Willott, K., Akasaka, M., Báldi, A., & Sutherland, W. J. (2021). Tapping into non-English-language science for the conservation of global biodiversity. *PLOS Biology*, *19*(10), e3001296. <https://doi.org/10.1371/journal.pbio.3001296>
- Athayde, S., Mathews, M., Bohlman, S., Brasil, W., Doria, C. R. C., Dutka-Gianelli, J., & Kaplan, D. (2019). Mapping research on hydropower and sustainability in the Brazilian Amazon: advances, gaps in knowledge and future directions. *Current Opinion in Environmental Sustainability*, *37*, 50–69. <https://doi.org/10.1016/j.cosust.2019.06.004>
- Bárcenas-García, A., Michalski, F., Gibbs, J. P., & Norris, D. (2022). Amazonian run-of-river dam reservoir impacts underestimated: Evidence from a before–after control–impact study of freshwater turtle nesting areas. *Aquatic Conservation: Marine and Freshwater Ecosystems*, *32*(3), 508–522. <https://doi.org/10.1002/aqc.3775>
- Bayrakçý, Y., Ayaz, D., Yakýn, B. Y., Çiçek, K., & Tok, C. V. (2016). Abundance of Western Caspian Turtle, *Mauremys rivulata* (Valenciennes, 1833) in Gökçeada (Imbros), Turkey. *Russian Journal of Herpetology*, *23*(4), 254–260. <https://doi.org/10.30906/1026-2296-2016-23-4-254-260>
- Bennett, A. M., Keevil, M., & Litzgus, J. (2009). Demographic differences among populations of northern map turtles (*Graptemys geographica*) in intact and fragmented sites. *Canadian Journal of Zoology*, *87*(12), 1147–1157. <https://doi.org/10.1139/Z09-105>
- Bennett, A. M., Keevil, M., & Litzgus, J. D. (2010). Spatial ecology and population genetics of northern map turtles (*Graptemys geographica*) in fragmented and continuous habitats in Canada. *Chelonian Conservation and Biology*, *9*(2), 185–195. <https://doi.org/10.2744/CCB-0824.1>
- Bennett, A. M., & Litzgus, J. D. (2014). Injury rates of freshwater turtles on a recreational waterway in Ontario, Canada. *Journal of Herpetology*, *48*(2), 262–266. <http://dx.doi.org/10.1670/12-161>
- Berry, G., Brown, G. J., Haden, L., Jones, R. L., Pearson, L., & Selman, W. (2020). Chutes and Ladders: Drainage Exchange of Map Turtles (Genus *Graptemys*) Across the Tennessee-Tombigbee Waterway in Northeastern Mississippi. *Chelonian Conservation and Biology*, *19*(2), 262–267. <https://doi.org/10.2744/CCB-1403.1>
- Bodie, J. R. (2001). Stream and riparian management for freshwater turtles. *Journal of Environmental Management*, *62*(4), 443–455. <https://doi.org/10.1006/jema.2001.0454>
- Bondi, C. A., & Marks, S. B. (2013). Differences in flow regime influence the seasonal migrations, body size, and body condition of western pond turtles (*Actinemys marmorata*) that inhabit perennial and intermittent riverine sites in northern California. *Copeia*, *2013*(1), 142–153. <https://doi.org/10.1643/CH-12-049>
- Boyer, D. R. (1965). Ecology of the basking habit in turtles. *Ecology*, *46*(1-2), 99–118. <https://doi.org/10.2307/1935262>

- Brownell Robert, L., Reeves Randall, R., Thomas Peter, O., Smith Brian, D., & Ryan Gerard, E. (2017). Dams threaten rare Mekong dolphins. *Science*, 355(6327), 805–805. <https://doi.org/10.1126/science.aam6406>
- Brownson, K., & Fowler, L. (2020). Evaluating how we evaluate success: Monitoring, evaluation and adaptive management in Payments for Watershed Services programs. *Land Use Policy*, 94, 104505. <https://doi.org/10.1016/j.landusepol.2020.104505>
- Buchanan, S. W., Kolbe, J. J., Wegener, J. E., Atutubo, J. R., & Karraker, N. E. (2019). A comparison of the population genetic structure and diversity between a common (*Chrysemys p. picta*) and an endangered (*Clemmys guttata*) freshwater turtle. *Diversity* 11(7), 99. <https://doi.org/10.3390/d11070099>
- Budnik, L. T., & Casteleyn, L. (2019). Mercury pollution in modern times and its socio-medical consequences. *Science of The Total Environment*, 654, 720–734. <https://doi.org/10.1016/j.scitotenv.2018.10.408>
- Burger, J., & Gibbons, J. W. (1998). Trace Elements in Egg Contents and Egg Shells of Slider Turtles (*Trachemys scripta*) from the Savannah River Site. *Archives of Environmental Contamination and Toxicology*, 34(4), 382–386. <https://doi.org/10.1007/s002449900334>
- Buxton, R. T., Avery-Gomm, S., Lin, H.-Y., Smith, P. A., Cooke, S. J., & Bennett, J. R. (2020). Half of resources in threatened species conservation plans are allocated to research and monitoring. *Nature Communications*, 11(1), 4668. <https://doi.org/10.1038/s41467-020-18486-6>
- Campos-Silva, J. V., Hawes, J. E., Andrade, P. C. M., & Peres, C. A. (2018). Unintended multispecies co-benefits of an Amazonian community-based conservation programme. *Nature Sustainability*, 1(11), 650–656. <https://doi.org/10.1038/s41893-018-0170-5>
- CEE. (2021). Environmental Evidence Library of Evidence Syntheses. Retrieved from <https://environmentalevidence.org/completed-reviews/?search=turtle>
- Chelazzi, G., Naziridis, T., Benvenuti, S., Ugolini, A., & Crivelli, A. J. (2007). Use of river-wetland habitats in a declining population of the terrapin (*Mauremys rivulata*) along the Strymon River, northern Greece. *Journal of Zoology*, 271(2), 154–161. <https://doi.org/10.1111/j.1469-7998.2006.00193.x>
- Clark, N. J., Gordos, M., & Franklin, C. (2009). Implications of river damming: the influence of aquatic hypoxia on the diving physiology and behaviour of the endangered Mary River turtle. *Animal Conservation*, 12(2), 147–154. <https://doi.org/10.1111/j.1469-1795.2009.00234.x>
- Clark, N. J., Mills, C. E., Osborne, N. A., & Neil, K. M. (2018). The influence of a new water infrastructure development on the relative abundance of two Australian freshwater turtle species. *Australian Journal of Zoology*, 66(1), 57–66. <https://doi.org/10.1071/ZO17082>
- Collaboration for Environmental Evidence. (2013). Guidelines for Systematic Review and Evidence Synthesis in Environmental Management Retrieved from www.environmentalevidence.org/Documents/Guidelines/Guidelines4.2.pdf
- Conservation Evidence. (2021). Conservation Evidence, providing evidence to improve practice. Retrieved from <https://www.conservationevidence.com/content/page/108>
- dos Santos, E. R., Michalski, F., & Norris, D. (2021). Understanding hydropower impacts on Amazonian wildlife is limited by a lack of robust evidence: results from a systematic review. *Tropical Conservation Science*. <https://doi.org/10.1177/19400829211045788>
- Douros, D. L., Gaines, K. F., & Novak, J. M. (2015). Atrazine and glyphosate dynamics in a lotic ecosystem: the common snapping turtle as a sentinel species. *Environmental Monitoring and Assessment*, 187(3), 114. <https://doi.org/10.1007/s10661-015-4336-6>
- Dudgeon, D. (2019). Multiple threats imperil freshwater biodiversity in the Anthropocene. *Current Biology*, 29(19), R960–R967. <https://doi.org/10.1016/j.cub.2019.08.002>
- Eggins, S., Schneider, L., Krikowa, F., Vogt, R. C., Silveira, R. D., & Maher, W. (2015). Mercury concentrations in different tissues of turtle and caiman species from the Rio Purus, Amazonas, Brazil. *Environmental Toxicology and Chemistry*, 34(12), 2771–2781. <https://doi.org/10.1002/etc.3151>
- Eisemberg, C. C., Machado Balestra, R. A., Famelli, S., Pereira, F. F., Diniz Bernardes, V. C., & Vogt, R. c. (2016). Vulnerability of Giant South American Turtle (*Podocnemis expansa*) nesting habitat to climate-change-induced alterations to fluvial cycles. *Tropical Conservation Science*, 9(4), 1940082916667139. <https://doi.org/10.1177/1940082916667139>
- Espinoza, T., Burke, C. L., Carpenter-Bundhoo, L., Marshall, S. M., McDougall, A. J., Roberts, D. T., & Kennard, M. J. (2021). Quantifying movement of multiple threatened species to inform adaptive management of environmental flows. *Journal of Environmental Management*, 295. <https://doi.org/10.1016/j.jenvman.2021.113067>
- Espinoza, T., Marshall, S. M., Limpus, D. J., Limpus, C. J., & McDougall, A. J. (2022). Adaptive Management to Reduce Nest Inundation of a Critically Endangered Freshwater Turtle: Confirming the Win-win. *Environmental Management*. 69(5), 972, 981, <https://doi.org/10.1007/s00267-022-01601-2>
- Fagundes, C. K., Fath, F., Côrtes, L. G., Uhlig, V., Andrade, P. C. M., Vogt, R. C., & Júnior, P. D. M. (2021). A large scale analysis of threats to the nesting sites of Podocnemis species and the effectiveness of the coverage of these areas by the Brazilian Action Plan for Amazon Turtle Conservation. *Journal for Nature Conservation*, 61, 125997. <https://doi.org/10.1016/j.jnc.2021.125997>
- Ficheux, S., Olivier, A., Fay, R., Crivelli, A., Besnard, A., & Béchet, A. (2014). Rapid response of a long-lived species to improved water and grazing management: The case of the European pond turtle (*Emys orbicularis*) in the Camargue, France. *Journal for Nature Conservation*, 22(4), 342–348. <https://doi.org/10.1016/j.jnc.2014.03.001>
- Fitzhugh, T. W., & Richter, B. D. (2004). Quenching Urban Thirst: Growing Cities and Their Impacts on Freshwater Ecosystems. *BioScience*, 54(8), 741–754. [https://doi.org/10.1641/0006-3568\(2004\)054\[0741:QUTGCA\]2.0.CO;2](https://doi.org/10.1641/0006-3568(2004)054[0741:QUTGCA]2.0.CO;2)

- Forero-Medina, G., Ferrara, C. R., Vogt, R. C., Fagundes, C. K., Balestra, R. A. M., Andrade, P. C. M., & Lenz, A. J. (2019). On the future of the giant South American river turtle *Podocnemis expansa*. *Oryx*, 1–8. <https://doi.org/10.1017/S0030605318001370>
- Gacheny, M., Durkin, B., Richards-Dimitrie, T., & Seigel, R. A. (2021). Implications of anthropogenic habitat modification on the diet of Northern Map Turtles (*Graptemys geographica*). *Herpetological Conservation Biology*, 16(3), 482–490.
- Gaillard, D. L., Selman, W., Jones, R. L., Kreiser, B. R., Qualls, C. P., & Landry, K. (2015). High connectivity observed in populations of ringed sawbacks, *Graptemys oculifera*, in the Pearl and Bogue Chitto Rivers using six microsatellite loci. *Copeia*, 103(4), 1075–1085. <https://doi.org/10.1643/CG-15-245>
- Gallego-García, N., & Castaño-Mora, O. V. (2008). Ecology and status of the Magdalena River turtle, *Podocnemis lewyana*, a Colombian endemic. *Chelonian Conservation and Biology*, 7(1), 37–44. <https://doi.org/10.2744/CCB-0643.1>
- Gallego-García, N., Forero-Medina, G., Vargas-Ramírez, M., Caballero, S., & Shaffer, H. B. (2018). Landscape genomic signatures indicate reduced gene flow and forest-associated adaptive divergence in an endangered neotropical turtle. *Molecular ecology*, 28(11), 2757–2771. <https://doi.org/10.1111/mec.15112>
- Germano, D. J. (2016). The Ecology of a Robust Population of *Actinemys marmorata* in the San Joaquin Desert of California. *Copeia*, 104(3), 663–676. <https://doi.org/10.1643/CE-15-362>
- Ghaffari, H., Ihlow, F., Plummer, M. V., Karami, M., Khorasani, N., Safaei-Mahroo, B., & Rödder, D. (2014). Home Range and Habitat Selection of the Endangered Euphrates Softshell Turtle *Rafetus euphraticus* in a Fragmented Habitat in Southwestern Iran. *Chelonian Conservation and Biology*, 13(2), 202–215. <https://doi.org/10.2744/CCB-1071.1>
- Gibbons, J. W. (1970). Reproductive dynamics of a turtle (*Pseudemys scripta*) population in a reservoir receiving heated effluent from a nuclear reactor. *Canadian Journal of Zoology*, 48(4), 881–885. <https://doi.org/10.1139/z70-154>
- Gibbs, K. E., & Currie, D. J. (2012). Protecting Endangered Species: Do the Main Legislative Tools Work? *PLoS One*, 7(5), e35730. <https://doi.org/10.1371/journal.pone.0035730>
- Gonzalez-Zarate, A., Montenegro, O. L., & Castano-Mora, O. V. (2011). Habitat characterization of the river turtle *Podocnemis lewyana* in the Prado river, downstream of Hidroprado dam, Tolima, Colombia. *Caldasia*, 33(2), 471–493.
- Gough, D., Davies, P., Jamtvedt, G., Langlois, E., Littell, J., Lotfi, T., & Ritskes-Hoitinga, M. (2020). Evidence Synthesis International (ESI): Position Statement. *Systematic Reviews*, 9(1), 1–9. <https://doi.org/10.1186/s13643-020-01415-5>
- Green, A. D., Buhlmann, K. A., Hagen, C., Romanek, C., & Gibbons, J. W. (2010). Mercury Contamination in Turtles and Implications for Human Health. *Journal of Environmental Health*, 72(10), 14–23.
- Grill, G., Lehner, B., Thieme, M., Geenen, B., Tickner, D., Antonelli, F., & Crochetiere, H. (2019). Mapping the world's free-flowing rivers. *Nature*, 569(7755), 215–221. <https://doi.org/10.1038/s41586-019-1111-9>
- Grooten, M., & Almond, R. (2018). Living Planet Report 2018: Aiming Higher. Retrieved from <https://www.worldwildlife.org/pages/living-planet-report-2018>
- Guo, Z., Boeing, W. J., Borgomeo, E., Xu, Y., & Weng, Y. (2021). Linking reservoir ecosystems research to the sustainable development goals. *Science of The Total Environment*, 781, 146769. <https://doi.org/10.1016/j.scitotenv.2021.146769>
- Haitao, S., Parham, J. F., Zhiyong, F., Meiling, H., & Feng, Y. (2008). Evidence for the massive scale of turtle farming in China. *Oryx*, 42(1), 147–150. <https://doi.org/10.1017/S0030605308000562>
- Hance, J. (2020). Matando dioses: la última esperanza para el reptil más raro del mundo. Mongabay, LATAM.
- Harper, M., Mejbil, H. S., Longert, D., Abell, R., Beard, T. D., Bennett, J. R., & Domisch, S. (2021). Twenty-five essential research questions to inform the protection and restoration of freshwater biodiversity. *Aquatic Conservation: Marine and Freshwater Ecosystems*, 1–22. <https://doi.org/10.1002/aqc.3634>
- Harrison, I., Abell, R., Darwall, W., Thieme Michele, L., Tickner, D., & Timboe, I. (2018). The freshwater biodiversity crisis. *Science*, 362(6421), 1369–1369. <https://doi.org/10.1126/science.aav9242>
- He, F. Z., Bremerich, V., Zarfl, C., Geldmann, J., Langhans, S. D., David, J. N. W., & Jahnig, S. C. (2018). Freshwater megafauna diversity: Patterns, status and threats. *Diversity and Distributions*, 24(10), 1395–1404. <https://doi.org/10.1111/ddi.12780>
- Heaven, P. C., Litzgus, J. D., & Tinker, M. T. (2019). A Unique Barrier Wall and Underpass to Reduce Road Mortality of Three Freshwater Turtle Species. *Copeia*, 107(1), 92–99. <https://doi.org/10.1643/CH-18-137>
- Henny, C. J., Beal, K. F., Bury, R. B., & Goggans, R. (2003). Organochlorine pesticides, PCBs, trace elements and metals in western pond turtle eggs from Oregon. *Northwest Science*, 77(1), 46–53.
- Hollier, C. (2012). *Effects of experimental flooding on egg survival of Kreff's River Turtle: Implications for freshwater turtle conservation*. (Master of Environment). University of Melbourne.
- Howard, K., Beesley, L., Ward, K., & Stokeld, D. (2017). Preliminary evidence suggests freshwater turtles respond positively to an environmental water delivery during drought. *Australian Journal of Zoology*, 64(5), 370–373. <https://doi.org/10.1071/ZO16076>
- Howell, H. J., Legere, R. H. Jr., Holland, D. S., & Seigel, R. A. (2019). Long-Term Turtle Declines: Protected Is a Verb, Not an Outcome. *Copeia*, 107(3), 493–501. <https://doi.org/10.1643/CH-19-177>
- Ihlow, F., Ahmadzadeh, F., Ghaffari, H., Taşkavak, E., Hartmann, T., Etzbauer, C., & Rödder, D. (2014). Assessment of genetic structure, habitat suitability and effectiveness of reserves for future conservation planning of the Euphrates soft-shelled turtle *Rafetus euphraticus* (Daudin, 1802). *Aquatic*

- Conservation: Marine and Freshwater Ecosystems*, 24(6), 831–840. <https://doi.org/10.1002/aqc.2454>
- JGP Consultoria. (2019). *29 Relatório de Monitoramento Socio-ambiental Independente*. Retrieved from São Paulo, Brazil: <https://www.norteenergiasa.com.br/assets/norteenergia-pt-br/media/documents/attachments/source/20210311103154686-20201117164719915-Relat%C3%B3rio%20Anual%20e%20Socioambiental%20%202019.pdf>
- Jian, W., Hai-Tao, S., Cheng, W., & Lian-Xian, H. (2013). Habitat selection and conservation suggestions for the Yangtze giant softshell turtle (*Rafetus swinhoei*) in the Upper Red River, China. *Chelonian Conservation and Biology*, 12(1), 177–184. <https://doi.org/10.2744/CCB-1019.1>
- Kelter, R. (2021). Analysis of type I and II error rates of Bayesian and frequentist parametric and nonparametric two-sample hypothesis tests under preliminary assessment of normality. *Computational Statistics*, 36(2), 1263–1288. <https://doi.org/10.1007/s00180-020-01034-7>
- Kiesow, A. M., & Warcken, A. (2017). Characterization and Isolation of Ten Microsatellite Loci in False Map Turtles, *Graptemys pseudogeographica* (Emydidae, Testudines). *The American Midland Naturalist*, 177(2), 327–332. <https://doi.org/10.1674/0003-0031-177.2.327>
- Kim, H.-J., Song, S.-H., & Ahn, S.-H. (2012). A turtle-like swimming robot using a smart soft composite (SSC) structure. *Smart Materials and Structures*, 22(1), 014007. <https://doi.org/10.1088/0964-1726/22/1/014007>
- Kitimasak, W., Thirakhuat, K., Boonyaratpalin, S., & Moll, D. L. (2005). Distribution and Population Status of the Narrow-Headed Softshell Turtle *Chitra* spp. in Thailand. *Tropical Natural History*, 5(1), 31–42.
- Koizumi, N., Mori, A., Mineta, T., Sawada, E., Watabe, K., & Takemura, T. (2016). Exploratory environmental DNA analysis for investigating plant-feeding habit of the red-eared turtle using their feces samples. *Jurnal Teknologi*, 78(1–2), 9–13. <https://doi.org/10.11113/jt.v78.7253>
- Koizumi, N., Mori, A., Mineta, T., Sawada, E., Watabe, K., & Takemura, T. (2017). Plant species identification using fecal DNAs from red-eared slider and Reeves' pond turtle in agricultural canals for rural ecosystem conservation. *Paddy and Eater Environment*, 15(4), 723–730. <https://doi.org/10.1007/s10333-016-0576-5>
- Kolbe, J. J., & Janzen, F. J. (2002). Impact of nest-site selection on nest success and nest temperature in natural and disturbed habitats. *Ecology*, 83(1), 269–281. [https://doi.org/10.1890/0012-9658\(2002\)083\[0269:IONSSO\]2.0.CO;2](https://doi.org/10.1890/0012-9658(2002)083[0269:IONSSO]2.0.CO;2)
- Le Duc, O., Van, T. P., Leprince, B., Bordes, C., Tuan, A. N., Benansio, J. S., & Luiselli, L. (2020). Fishers, dams, and the potential survival of the world's rarest turtle, *Rafetus swinhoei*, in two river basins in northern Vietnam. *Aquatic Conservation: Marine and Freshwater Ecosystems*, 30(6), 1074–1087. <https://doi.org/10.1002/aqc.3317>
- Lees, A. C., Peres, C. A., Fearnside, P. M., Schneider, M., & Zuanon, J. A. S. (2016). Hydropower and the future of Amazonian biodiversity. *Biodiversity and Conservation*, 25(3), 451–466. <https://doi.org/10.1007/s10531-016-1072-3>
- Legg, C. J., & Nagy, L. (2006). Why most conservation monitoring is, but need not be, a waste of time. *Journal of Environmental Management*, 78(2), 194–199. <https://doi.org/10.1016/j.jenvman.2005.04.016>
- Lenhart, C. F., Naber, J. R., & Nieber, J. L. (2013). Impacts of hydrologic change on sandbar nesting availability for riverine turtles in Eastern Minnesota, USA. *Water* 5(3), 1243–1261. <https://doi.org/10.3390/w5031243>
- Liu, S., Newman, C., Buesching, C. D., Macdonald, D. W., Zhang, Y., Zhang, K.-J., & Zhou, Z.-M. (2020). E-commerce promotes trade in invasive turtles in China. *Oryx*, 55(3), 352–355. <https://doi.org/10.1017/S0030605319001030>
- Lopes, P. F., de Freitas, C. T., Hallwass, G., Silvano, R. A., Begossi, A., & Campos-Silva, J. V. (2021). Just Aquatic Governance: The Amazon basin as fertile ground for aligning participatory conservation with social justice. *Aquatic Conservation: Marine and Freshwater Ecosystems*, 31(5), 1190–1205. <https://doi.org/10.1002/aqc.3586>
- Lovich, J. E., Ennen, J. R., Agha, M., & Gibbons, J. W. (2018). Where have all the turtles gone, and why does it matter? *BioScience*, 68(10), 771–781. <https://doi.org/10.1093/biosci/biy095>
- McDougall, A., Espinoza, T., Hollier, C., Limpus, D., & Limpus, C. (2015). A risk assessment approach to manage inundation of *Elseya albagula* nests in impounded waters: a win-win situation? *Environmental Management*, 55(3), 715–724. <https://doi.org/10.1007/s00267-014-0411-y>
- Melancon, S. R., Angus, R. A., & Marion, K. R. (2013). Demographic comparisons between reservoir-dwelling and stream-dwelling populations of a threatened turtle (*Sternotherus depressus* Tinkle and Webb). *Southeastern Naturalist*, 12(4), 684–691. <https://doi.org/10.1656/058.012.0408>
- Mendiratta, U., Sheel, V., & Singh, S. (2017). Enforcement seizures reveal large-scale illegal trade in India's tortoises and freshwater turtles. *Biological Conservation*, 207, 100–105. <https://doi.org/10.1016/j.biocon.2017.01.023>
- Meyer, E., Eagles-Smith, C. A., Sparling, D., & Blumenshine, S. (2014). Mercury Exposure Associated with Altered Plasma Thyroid Hormones in the Declining Western Pond Turtle (*Emys marmorata*) from California Mountain Streams. *Environmental Science & Technology*, 48(5), 2989–2996. <https://doi.org/10.1021/es4050538>
- Michalski, F., Norris, D., Quintana, I., Valerio, A., & Gibbs, J. P. (2020). Substrate influences human removal of freshwater turtle nests in the eastern Brazilian Amazon. *Scientific Reports*, 10(1). <https://doi.org/10.1038/s41598-020-65074-1>
- Millera Ferriz, L., Ponton, D. E., Storck, V., Leclerc, M., Bilodeau, F., Walsh, D. A., & Amyot, M. (2021). Role of organic matter and microbial communities in mercury retention and methylation in sediments near run-of-river hydroelectric dams. *Science of The Total Environment*, 774, 145686. <https://doi.org/10.1016/j.scitotenv.2021.145686>

- Mittermeier, R. A., van Dijk, P. P., Rhodin, A. G. J., & Nash, S. D. (2015). Turtle hotspots: An analysis of the occurrence of tortoises and freshwater turtles in biodiversity hotspots, high-biodiversity wilderness areas, and turtle priority areas. *Chelonian Conservation and Biology*, *14*(1), 2–10. <https://doi.org/10.2744/ccab-14-01-2-10.1>
- Moll, D., & Moll, E. O. (2004a). Indirect Factors Contributing to Extinction. In O. U. Press (Ed.), *The ecology, exploitation and conservation of river turtles* (1st ed.). Oxford University Press.
- Moll, D., & Moll, E. O. (2004b). River turtle diversity, adaptations and roles in the river ecosystem. In O. U. Press (Ed.), *The ecology, exploitation and conservation of river turtles* (1st ed., pp. 7–11). Oxford University Press.
- Nagle, R. D., & Congdon, J. D. (2016). Reproductive ecology of *Graptemys geographica* of the Juniata River in central Pennsylvania, with recommendations for conservation. *Herpetological Conservation and Biology*, *11*(1), 232–243.
- Norris, D., Michalski, F., & Gibbs, J. P. (2018a). Beyond harm's reach? Submersion of river turtle nesting areas and implications for restoration actions after Amazon hydropower development. *PeerJ*, *6*, 1–19. <https://doi.org/10.7717/peerj.4228>
- Norris, D., Michalski, F., & Gibbs, J. P. (2018b). Community involvement works where enforcement fails: Conservation success through community-based management of Amazon river turtle nests. *PeerJ*, *6*(e4856), 1–20. <https://doi.org/10.7717/peerj.4856>
- Norris, D., Michalski, F., & Gibbs, J. P. (2020). Community based actions save Yellow-spotted river turtle (*Podocnemis unifilis*) eggs and hatchlings flooded by rapid river level rises. *PeerJ*, *8*, e9921. <https://doi.org/10.7717/peerj.9921>
- Norris, D., Peres, C. A., Michalski, F., & Gibbs, J. P. (2019). Prospects for freshwater turtle population recovery are catalyzed by pan-Amazonian community-based management. *Biological Conservation*, *233*, 51–60. <https://doi.org/10.1016/j.biocon.2019.02.022>
- Page, M. J., McKenzie, J. E., Bossuyt, P. M., Boutron, I., Hoffmann, T. C., Mulrow, C. D., et al. (2021). The PRISMA 2020 statement: an updated guideline for reporting systematic reviews. *BMJ* *372*(160). <https://doi.org/10.1136/bmj.n160>
- Petrov, K., Lewis, J., Malkiewicz, N., Van Dyke, J. U., & Spencer, R.-J. (2018). Food abundance and diet variation in freshwater turtles from the mid-Murray River, Australia. *Australian Journal of Zoology*, *66*(1), 67–76. <https://doi.org/10.1071/ZO17060>
- Pezzuti, J. C. B., Lima, J. P., Félix-Silva, D., & Begossi, A. (2010). Uses and taboos of turtles and tortoises along Rio Negro, Amazon Basin. *Journal of Ethnobiology*, *30*(1), 153–168. <https://doi.org/10.2993/0278-0771-30.1.153>
- Pitt, A. L., Tavano, J. J., Tate, E. G., Little, M. D., & Nickerson, M. A. (2021). Short-term impacts of a record-shattering flood and dam removal on a river turtle assemblage and population placed within the context of a 50 year study. *Acta Oecologica*, *110*, 103699. <https://doi.org/10.1016/j.actao.2020.103699>
- Pradinaud, C., Northey, S., Amor, B., Bare, J., Benini, L., Berger, M., & Rosenbaum, R. K. (2019). Defining freshwater as a natural resource: a framework linking water use to the area of protection natural resources. *The International Journal of Life Cycle Assessment*, *24*(5), 960–974. <https://doi.org/10.1007/s11367-018-1543-8>
- R Development Core Team. (2020). *R: A language and environment for statistical computing*. Vienna, Austria: R Foundation for Statistical Computing.
- Rachmansah, A., Norris, D., & Gibbs, J. P. (2020). Population dynamics and biological feasibility of sustainable harvesting as a conservation strategy for tropical and temperate freshwater turtles. *PLoS One*, *15*(2), e0229689. <https://doi.org/10.1371/journal.pone.0229689>
- Rao, R., & Singh, L. (1987). Notes on ecological relationship in basking and nesting site utilisation among *Kachuga* spp. (Reptilia, Chelonia) and *Gavialis gangeticus* (Reptilia, Crocodylia) in National Chambal Sanctuary. *Journal of the Bombay Natural History Society*, *84*(3), 599–604.
- Reese, D. A., & Welsh, H. H. Jr. (1998a). Comparative demography of *Clemmys marmorata* populations in the Trinity River of California in the context of dam-induced alterations. *Journal of Herpetology*, *32*, (4), 505–515. <https://doi.org/10.2307/1565204>
- Reese, D. A., & Welsh, H. H. Jr. (1998b). Habitat use by western pond turtles in the Trinity River, California. *Journal of Wildlife Management*, *62*(3), 842–853. <https://doi.org/10.2307/3802535>
- Refsnider, J. M., Bodensteiner, B. L., Reneker, J. L., & Janzen, F. J. (2013). Nest depth may not compensate for sex ratio skews caused by climate change in turtles. *Animal Conservation*, *16*(5), 481–490. <https://doi.org/10.1111/acv.12034>
- Refsnider, J. M., & Janzen, F. J. (2010). Putting eggs in one basket: ecological and evolutionary hypotheses for variation in oviposition-site choice. *Annual Review of Ecology, Evolution, and Systematics*, *41*(1), 39–57. <https://doi.org/10.1146/annurev-ecolsys-102209-144712>
- Regnell, O., & Watras, C. J. (2019). Microbial Mercury Methylation in Aquatic Environments: A Critical Review of Published Field and Laboratory Studies. *Environmental Science & Technology*, *53*(1), 4–19. <https://doi.org/10.1021/acs.est.8b02709>
- Reinertsen, C. J., Mitchell, S. M., Bao, K. H., Halvorson, K. M., Pappas, M. J., & Freedberg, S. (2016). Genetic Variation and Gene Flow at the Range Edge of Two Softshell Turtles. *Journal of Herpetology*, *50* (3), 357–365. <https://doi.org/10.1670/14-086>
- Rhodin, A. G., Stanford, C. B., Van Dijk, P. P., Eisemberg, C., Luiselli, L., Mittermeier, R. A., & Kuchling, G. (2018). Global conservation status of turtles and tortoises (order Testudines). *Chelonian Conservation Biology*, *17*(2), 135–161. <https://doi.org/10.2744/CCB-1348.1>
- Richards-Dimitrie, T., Gresens, S. E., Smith, S. A., & Seigel, R. A. (2013). Diet of Northern Map Turtles (*Graptemys geographica*): sexual differences and potential impacts of an altered river system. *Copeia*, *2013*(3), 477–484. <https://doi.org/10.1643/CE-12-043>
- Rivera, C. J., Macey, S. K., Blair, M. E., & Sterling, E. J. (2021). Assessing Ecological and Social Dimensions of Success in a

- Community-based Sustainable Harvest Program. *Environmental Management*, 67(4), 731–746. <https://doi.org/10.1007/s00267-021-01425-6>
- Ryan, M. M., Burgin, S., & Wright, I. (2015). Effects of Wetland Water Source on a Population of the Australian Eastern Long-Necked Turtle *Chelodina longicollis*. *Water Air and Soil Pollution*, 226(12)., <https://doi.org/10.1007/s11270-015-2658-1>
- Sainsbury, K. A., Morgan, W. H., Watson, M., Rotem, G., Bouskila, A., Smith, R. K., & Sutherland, W. J. (2021). *Reptile Conservation: Global Evidence for the Effects of Interventions for reptiles*. Conservation Evidence Series Synopsis. (Vol. In press). Cambridge, UK: Open Book Publishing.
- Santoro, A., Chambers, J. M., Robson, B. J., & Beatty, S. J. (2020). Land use surrounding wetlands influences urban populations of a freshwater turtle. *Aquatic Conservation: Marine and Freshwater Ecosystems*, 30(5), 1050–1060. <https://doi.org/10.1002/aqc.3324>
- Schlaepfer, M. A., Runge, M. C., & Sherman, P. W. (2002). Ecological and evolutionary traps. *Trends in Ecology & Evolution*, 17(10), 474–480. [https://doi.org/10.1016/S0169-5347\(02\)02580-6](https://doi.org/10.1016/S0169-5347(02)02580-6)
- Schneider, L., Belger, L., Burger, J., & Vogt, R. C. (2009). Mercury bioaccumulation in four tissues of Podocnemis erythrocephala (Podocnemididae: Testudines) as a function of water parameters. *Science of The Total Environment*, 407(3), 1048–1054. <https://doi.org/10.1016/j.scitotenv.2008.09.049>
- Schneider, L., Belger, L., Burger, J., Vogt, R. C., & Ferrara, C. R. (2010). Mercury Levels in Muscle of Six Species of Turtles Eaten by People Along the Rio Negro of the Amazon Basin. *Archives of Environmental Contamination and Toxicology*, 58(2), 444–450. <https://doi.org/10.1007/s00244-009-9358-z>
- Selman, W., & Jones, R. L. (2017). Population structure, status, and conservation of two Graptemys species from the Pearl River, Mississippi. *Journal of Herpetology*, 51(1), 27–36. <https://doi.org/10.1670/15-082>
- Shine, R., & Iverson, J. B. (1995). Patterns of survival, growth and maturation in turtles. *Oikos*, 72(3), 343–348. <https://doi.org/10.2307/3546119>
- Sigouin, A., Pinedo-Vasquez, M., Nasi, R., Poole, C., Horne, B., & Lee, T. M. (2017). Priorities for the trade of less charismatic freshwater turtle and tortoise species. *Journal of Applied Ecology*, 54(2), 345–350. <https://doi.org/10.1111/1365-2664.12797>
- Slimani, T., El Hassani, M. S., El Mouden, E. H., Bonnet, M., Bustamante, P., Brischoux, F., & Bonnet, X. (2018). Large-scale geographic patterns of mercury contamination in Morocco revealed by freshwater turtles. *Environmental Science and Pollution Research*, 25(3), 2350–2360. <https://doi.org/10.1007/s11356-017-0643-5>
- Snover, M. L., Adams, M. J., Ashton, D. T., Bettaso, J. B., & Welsh, H. H. Jr. (2015). Evidence of counter-gradient growth in western pond turtles (*Actinemys marmorata*) across thermal gradients. *Freshwater Biology*, 60(9), 1944–1963. <https://doi.org/10.1111/fw.b.12623>
- Soliman, M., Mousa, M. A., Saleh, M. A., Elsamanty, M., & Radwan, A. G. (2021). Modelling and implementation of soft bio-mimetic turtle using echo state network and soft pneumatic actuators. *Scientific Reports*, 11(1), 12076. <https://doi.org/10.1038/s41598-021-91136-z>
- Spencer, R. J. (2002). Experimentally testing nest site selection: Fitness trade-offs and predation risk in turtles. *Ecology*, 83(8), 2136–2144. [https://doi.org/10.1890/0012-9658\(2002\)083\[2136:etnssf\]2.0.co;2](https://doi.org/10.1890/0012-9658(2002)083[2136:etnssf]2.0.co;2)
- Spotila, J. R., Foley, R. E., Schubauer, J. P., Semlitsch, R. D., Crawford, K. M., Standora, E. A., & Gibbons, J. W. (1984). Opportunistic Behavioral Thermoregulation of Turtles, *Pseudemys scripta*, in Response to Microclimatology of a Nuclear Reactor Cooling Reservoir. *Herpetologica*, 40(3), 299–308.
- Stanford, C. B., Iverson, J. B., Rhodin, A. G., van Dijk, P. P., Mittermeier, R. A., Kuchling, G., & Blanck, T. E. (2020). Turtles and tortoises are in trouble. *Current Biology*, 30(12), R721–R735. <https://doi.org/10.1016/j.cub.2020.04.088>
- Stone, P. A., Congdon, J. D., & Smith, C. L. (2014). Conservation triage of Sonoran mud turtles (*Kinosternon sonoriense*). *Herpetological Conservation and Biology*, 9(3), 448–453.
- TCC. (2018). Turtles are in Trouble: The World's 25+ Most Endangered Tortoises and Freshwater Turtles Retrieved from www.turtleconservancy.org/trouble/
- Tickner, D., Opperman, J. J., Abell, R., Acreman, M., Arthington, A. H., Bunn, S. E., & Young, L. (2020). Bending the Curve of Global Freshwater Biodiversity Loss: An Emergency Recovery Plan. *BioScience*, 70(4), 330–342. <https://doi.org/10.1093/biosci/biaa002>
- Tornabene, B. J., Bramblett, R. G., Zale, A. V., & Leathe, S. A. (2017). Spatiotemporal ecology of *Apalone spinifera* in a large, Great Plains river ecosystem. *Herpetological Conservation and Biology*, 12(1), 252–271.
- Tornabene, B. J., Bramblett, R. G., Zale, A. V., & Leathe, S. A. (2018). Factors Affecting Nesting Ecology of *Apalone spinifera* in a Northwestern Great Plains River of the United States. *Chelonian Conservation and Biology*, 17(1), 63–77. <https://doi.org/10.2744/CCB-1298.1>
- Tornabene, B. J., Jaeger, M. E., Bramblett, R. G., Nelson, M., McClenning, N., Watson, T., & Zale, A. V. (2019). Riverine turtles select habitats maintained by natural discharge regimes in an unpounded large river. *River Research Applications*, 35(9), 1489–1498. <https://doi.org/10.1002/rra.3496>
- TTWG, [Turtle Taxonomy Work Group] Rhodin, A. G. J., Iverson, J. B., Bour, R., Fritz, U., & Van Dijk, P. P. (2017). Turtles of the World: Annotated Checklist and Atlas of Taxonomy, Synonymy, Distribution, and Conservation Status. In A. G. J. Rhodin, J. B. Iverson, P. P. van Dijk, R. A. Saumure, K. A. Buhlmann, P. C. H. Pritchard, & R. A. Mittermeier, & C. Research, & M. 7 (Eds.), *In Conservation Biology of Freshwater Turtles and Tortoises: A Compilation Project of the IUCN/SSC Tortoise and Freshwater Turtle Specialist Group*. (8th ed., pp. 1–292): Chelonian Research Foundation and Turtle Conservancy Lunenburg.

- Tucker, A. D., Guarino, F., & Priest, T. E. (2012). Where lakes were once rivers: contrasts of freshwater turtle diets in dams and rivers of southeastern Queensland. *Chelonian Conservation and Biology*, 11(1), 12–23. <https://doi.org/10.2744/CCB-0906.1>
- Turcotte, A., Blouin-Demers, G., & Garant, D. (2022). Exploring the effect of 195 years-old locks on species movement: landscape genetics of painted turtles in the Rideau Canal, Canada. *Conservation Genetics*. <https://doi.org/10.1007/s10592-022-01431-z>
- Turvey, S. T., Barrett, L. A., Hart, T., Collen, B., Yujiang, H., Lei, Z., & Ding, W. (2010). Spatial and temporal extinction dynamics in a freshwater cetacean. *Proceedings of the Royal Society B: Biological Sciences*, 277(1697), 3139–3147. <https://doi.org/10.1098/rspb.2010.0584>
- Uetz, P., Freed, P., Aguilar, R., & Hošek, J. (2021). The Reptile Database. Retrieved from <http://www.reptile-database.org>
- Usuda, H., Morita, T., & Hasegawa, M. (2012). Impacts of river alteration for flood control on freshwater turtle populations. *Landscape and Ecological Engineering*, 8(1), 9–16. <https://doi.org/10.1007/s11355-010-0136-x>
- Valiente-Banuet, A., Aizen, M. A., Alcántara, J. M., Arroyo, J., Cocucci, A., Galetti, M., & Jordano, P. (2015). Beyond species loss: the extinction of ecological interactions in a changing world. *Functional Ecology*, 29(3), 299–307. <https://doi.org/10.1111/1365-2435.12356>
- Vallejo-Betancur, M. M., Páez, V. P., & Quan-Young, L. I. (2018). Analysis of People's Perceptions of Turtle Conservation Effectiveness for the Magdalena River Turtle *Podocnemis lewiana* and the Colombian Slider *Trachemys callirostris* in Northern Colombia: An Ethnozoological Approach. *Tropical Conservation Science*, 11, 1940082918779069. <https://doi.org/10.1177/1940082918779069>
- Wang, Q., Kim, D., Dionysiou, D. D., Sorial, G. A., & Timberlake, D. (2004). Sources and remediation for mercury contamination in aquatic systems—a literature review. *Environmental Pollution*, 131(2), 323–336. <https://doi.org/10.1016/j.envpol.2004.01.010>
- Ward, R., Babitzke, J. B., & Killebrew, F. C. (2013). Genetic Population Structure of Cagle's Map Turtle (*Graptemys caglei*) in the Guadalupe and San Marcos Rivers of Texas—A Landscape Perspective. *Copeia*, 2013(4), 723–728. <https://doi.org/10.1643/CG-12-122>
- Wickham, H., Averick, M., Bryan, J., Chang, W., McGowan, L. D. A., François, R., & Hester, J. (2019). Welcome to the Tidyverse. *Journal of open source software*, 4(43), 1686. <https://doi.org/10.21105/joss.01686>
- Winemiller, K. O., McIntyre, P. B., Castello, L., Fluet-Chouinard, E., Giarrizzo, T., Nam, S., & Harrison, I. (2016). Balancing hydropower and biodiversity in the Amazon, Congo, and Mekong. *Science*, 351(6269), 128–129. <https://doi.org/10.1126/science.aac7082>
- Wu, H., Chen, J., Xu, J., Zeng, G., Sang, L., Liu, Q., & Liang, J. (2019). Effects of dam construction on biodiversity: A review. *Journal of cleaner production*, 221, 480–489, .
- Zarfl, C., Berlekamp, J., He, F., Jähnig, S. C., Darwall, W., & Tockner, K. (2019). Future large hydropower dams impact global freshwater megafauna. *Scientific Reports*, 9(1), 1–10. <https://doi.org/10.1038/s41598-019-54980-8>