

# Enantioselective Intermolecular C-H Amination Directed by a Chiral Cation

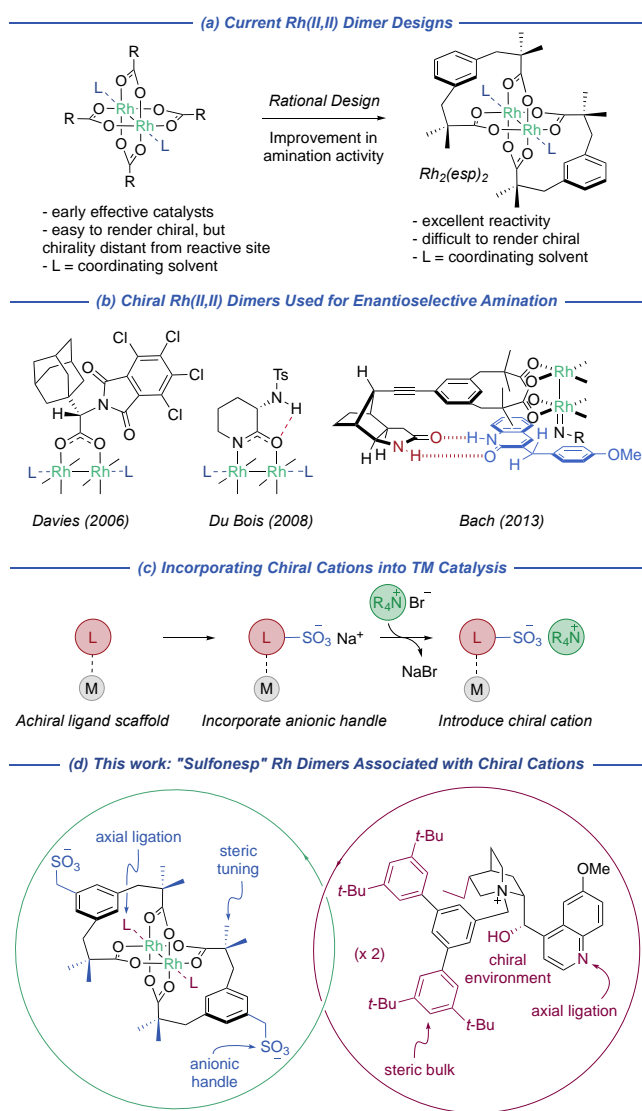
Alexander Fanourakis, Benjamin D. Williams, Kieran J. Paterson and Robert J. Phipps\*

Yusuf Hamied Department of Chemistry, University of Cambridge, Lensfield Road, Cambridge, CB2 1EW, United Kingdom.

## Supporting Information Placeholder

**ABSTRACT:** The enantioselective amination of C( $sp^3$ )-H bonds is a powerful synthetic transformation yet highly challenging to achieve in an intermolecular sense. We have developed a family of anionic variants of the best-in-class catalyst for Rh-catalyzed C-H amination,  $Rh_2(esp)_2$ , with which we have associated chiral cations derived from quaternized cinchona alkaloids. These ion-paired catalysts enable high levels of enantioselectivity to be achieved in the benzylic C-H amination of substrates bearing pendant hydroxyl groups. Additionally, the quinoline of the chiral cation appears to engage in axial ligation to the rhodium complex, providing improved yields of product versus  $Rh_2(esp)_2$  and highlighting the dual role that the cation is playing. These results underline the potential of using chiral cations to control enantioselectivity in challenging transition metal-catalyzed transformations.

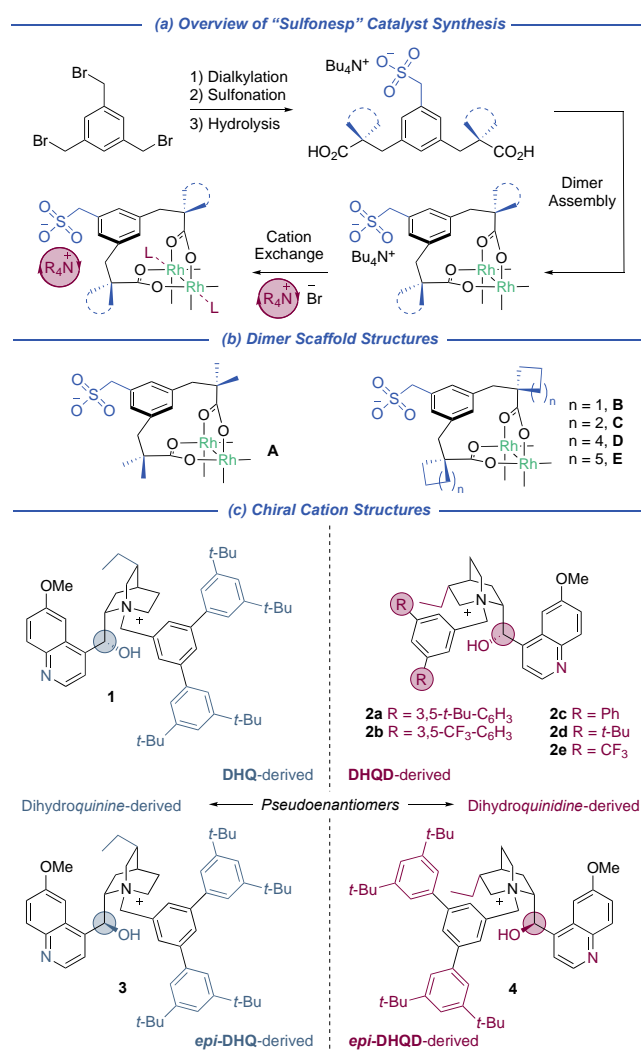
The ability to form new C-N bonds in a direct and efficient manner is crucially important due to their ubiquity in organic molecules. Traditional disconnections are increasingly supplemented by methods which can use far less reactive C-H bonds, enabling powerful alternative retrosynthetic strategies.<sup>1</sup> One of the most widely used and versatile involves the insertion of catalytically-generated rhodium nitrenoids into C( $sp^3$ )-H bonds.<sup>2</sup> The original catalysts used for this purpose were dirhodium tetracarboxylates, (also referred to as paddlewheel complexes)<sup>3</sup> and extensive development of this methodology has been undertaken by Du Bois and co-workers in particular.<sup>2a</sup> This has culminated in the development of the versatile and robust strapped dicarboxylate catalyst  $Rh_2(esp)_2$  which can perform rhodium-catalyzed C-H amination intermolecularly on benzylic, tertiary and, in some cases, secondary alkyl C-H bonds (Fig. 1a).<sup>2a, 4</sup> In many instances, C-H amination leads to the introduction of a new stereocenter and efforts to render Rh(II)-catalyzed C-H aminations enantioselective have been ongoing since its early development.<sup>5</sup> Due to the ready availability of chiral carboxylic acids, their incorporation into paddlewheel complexes has constituted the main strategy, encompassing important contributions from Hashimoto,<sup>6</sup> Müller,<sup>7</sup> Davies<sup>8</sup> and Dauban,<sup>9</sup> amongst



**Figure 1.** Background to enantioselective C-H amination using Rh dimers (a, b), and this work (c, d).

others (Fig. 1b, left). Additionally, Du Bois developed a chiral carboxamidate variant for enantioselective

intramolecular amination (Fig. 1b, middle).<sup>10</sup> Despite these advances, as well as related ones employing alternative transition metals<sup>11</sup> and enzymes,<sup>12</sup> intermolecular C-H amination *via* nitrene transfer still remains extremely challenging to achieve asymmetrically. For rhodium dimers bearing chiral carboxylate ligands, the chiral information is located at a considerable distance from the reactive axial site. Although very successful for enantioselective carbene C-H insertions,<sup>13</sup> for nitrene insertions the development of fundamentally different strategies is clearly warranted. Given that Rh<sub>2</sub>(esp)<sub>2</sub> is the current state-of-the-art catalyst for non-enantioselective intermolecular C-H amination, the development of a chiral variant could be transformational but there are few structural opportunities to achieve this.<sup>4b</sup> <sup>14</sup> In a creative strategy, Bach and co-workers tethered the bridging aryl ring of (esp), through an alkyne linker, to a chiral lactam (Fig. 1b, right).<sup>15</sup> A dual hydrogen bonding interaction with the substrate permitted benzylic C-H amination with up to 74% *ee*.

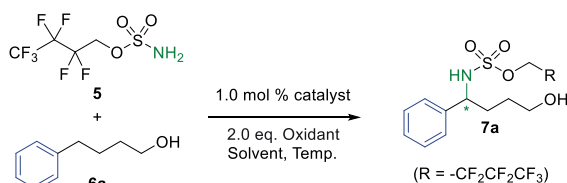


**Figure 2.** Synthesis (a) and systematic variation of ion-paired "sulfonesp" ligands on both ligand scaffold (b) and cation (c).

We recently outlined a strategy for inducing asymmetry in reactions that use ligand scaffolds which are

particularly challenging to render chiral in the conventional manner. In our approach, the ligand is made anionic through the attachment of a sulfonate group which in turn allows association of a chiral cation with which to exert enantiocontrol (Fig. 1c).<sup>16</sup> This strategy provides an opportunity to unite privileged chiral cations with the diverse reactivity of transition metal complexes.<sup>17</sup> In our first study a distally-sulfonated bipyridine ligand was associated with a quinine-derived cation to impart enantiocontrol in iridium-catalyzed arene borylation.<sup>18</sup> Quaternized cinchona alkaloids provide a well-defined chiral pocket with ample opportunity for attractive non-covalent interactions between the substrate and the rich functionality of the cation.<sup>19</sup> Seeking to apply this strategy to C-H amination we first synthesised an (esp) analogue bearing a methylenesulfonate group on each bridging benzene ring. These anionic handles would then be used to associate with chiral cations to form a "sulfonesp" family of ion-paired catalysts (Fig. 1d).

The "sulfonesp" scaffolds were readily synthesised in a three-step sequence comprising dialkylation using ester enolates, displacement of the remaining benzyl bromide with sodium sulfite and ester hydrolysis to the corresponding diacid (Fig. 2a). After assembly of the rhodium dimers, the bisligated complexes were isolated as the bistetrabutylammonium salts and it proved straightforward to introduce chiral cations *via* intermediate protonation using Amberlite® IRC120 H. This accessed a series of "sulfonesp" scaffolds with varied geminal dialkyl substitution, both acyclic (**A**) and cyclic (**B-E**) (Fig. 2b), a steric parameter on the ligand that we anticipated could be used to tune enantioselectivity. Notably, chirality is introduced in the final ion exchange, enabling rapid access to libraries of ion-paired catalysts.<sup>20</sup> We initially synthesised the *gem*-dimethyl ligand scaffold (**A**) in combination with dihydroquinine-derived (**DHQ**-derived, **1**) and dihydroquinidine-derived (**DHQD**-derived, **2a**) cations that bore the specific bulky quaternizing benzyl group that had been optimal in our previous work (Fig. 2c).<sup>18</sup> Intriguingly, we observed a striking solution colour change from green to red once the chiral cations were incorporated. This strongly suggested axial ligation of rhodium, with the quinoline nitrogen of the cations constituting the most likely ligand. UV-Visible studies lent strong support to this hypothesis: comparing the  $\lambda_{\text{max}}$  of Rh<sub>2</sub>(**D**)<sub>2</sub>(**2a**) (536 nm) with Rh<sub>2</sub>(esp)<sub>2</sub> (655 nm) in 1,3-difluorobenzene suggests a significant difference in their respective HOMO-LUMO energy gaps (see SI for further details).<sup>21</sup> While such binding could prevent nitrenoid formation if the binding in solution were too strong, we anticipated that a weaker, reversible interaction could actually be beneficial, potentially protecting the rhodium dimer from decomposition pathways and extending catalyst lifetime, as has been shown in a number of recent studies.<sup>4d, 22</sup>

**Table 1. Reaction optimization.**

Entry	Catalyst	Oxidant	Temp. /°C	Solvent	Yield <sup>a</sup> /%	<i>ee</i> <sup>b</sup> /%
1	Rh <sub>2</sub> ( <b>esp</b> ) <sub>2</sub>	PhI(OPiv) <sub>2</sub>	-10	1,4-DFB	9	Rac.
2	Rh <sub>2</sub> ( <b>A</b> ) <sub>2</sub> •( <b>1</b> ) <sub>2</sub>	PhI(OPiv) <sub>2</sub>	-10	1,4-DFB	43	33
3	Rh <sub>2</sub> ( <b>A</b> ) <sub>2</sub> •( <b>2a</b> ) <sub>2</sub>	PhI(OPiv) <sub>2</sub>	-10	1,4-DFB	35	-71
4	Rh <sub>2</sub> ( <b>A</b> ) <sub>2</sub> •( <b>3</b> ) <sub>2</sub>	PhI(OPiv) <sub>2</sub>	-10	1,4-DFB	13	Rac.
5	Rh <sub>2</sub> ( <b>A</b> ) <sub>2</sub> •( <b>4</b> ) <sub>2</sub>	PhI(OPiv) <sub>2</sub>	-10	1,4-DFB	21	+26
6	Rh <sub>2</sub> ( <b>A</b> ) <sub>2</sub> •( <b>2a</b> ) <sub>2</sub>	PhIO	-10	1,4-DFB	46	-87
7	Rh <sub>2</sub> ( <b>A</b> ) <sub>2</sub> •( <b>2a</b> ) <sub>2</sub>	PhIO	-25	1,3-DFB	83	-81
8	Rh <sub>2</sub> ( <b>B</b> ) <sub>2</sub> •( <b>2a</b> ) <sub>2</sub>	PhIO	-25	1,3-DFB	60	-81
9	Rh <sub>2</sub> ( <b>C</b> ) <sub>2</sub> •( <b>2a</b> ) <sub>2</sub>	PhIO	-25	1,3-DFB	75	-87
10	Rh <sub>2</sub> ( <b>D</b> ) <sub>2</sub> •( <b>2a</b> ) <sub>2</sub>	PhIO	-25	1,3-DFB	90 <sup>c</sup>	-90 <sup>c</sup>
11	Rh <sub>2</sub> ( <b>E</b> ) <sub>2</sub> •( <b>2a</b> ) <sub>2</sub>	PhIO	-25	1,3-DFB	71	-86
12	Rh <sub>2</sub> ( <b>D</b> ) <sub>2</sub> •( <b>2b</b> ) <sub>2</sub>	PhIO	-25	1,3-DFB	46	-53
13	Rh <sub>2</sub> ( <b>D</b> ) <sub>2</sub> •( <b>2c</b> ) <sub>2</sub>	PhIO	-25	1,3-DFB	58	-76
14	Rh <sub>2</sub> ( <b>D</b> ) <sub>2</sub> •( <b>2d</b> ) <sub>2</sub>	PhIO	-25	1,3-DFB	57	-82
15	Rh <sub>2</sub> ( <b>D</b> ) <sub>2</sub> •( <b>2e</b> ) <sub>2</sub>	PhIO	-25	1,3-DFB	58	-74
16	Rh <sub>2</sub> ( <b>esp</b> ) <sub>2</sub>	PhIO	-25	1,3-DFB	17 <sup>c</sup>	Rac. <sup>c</sup>

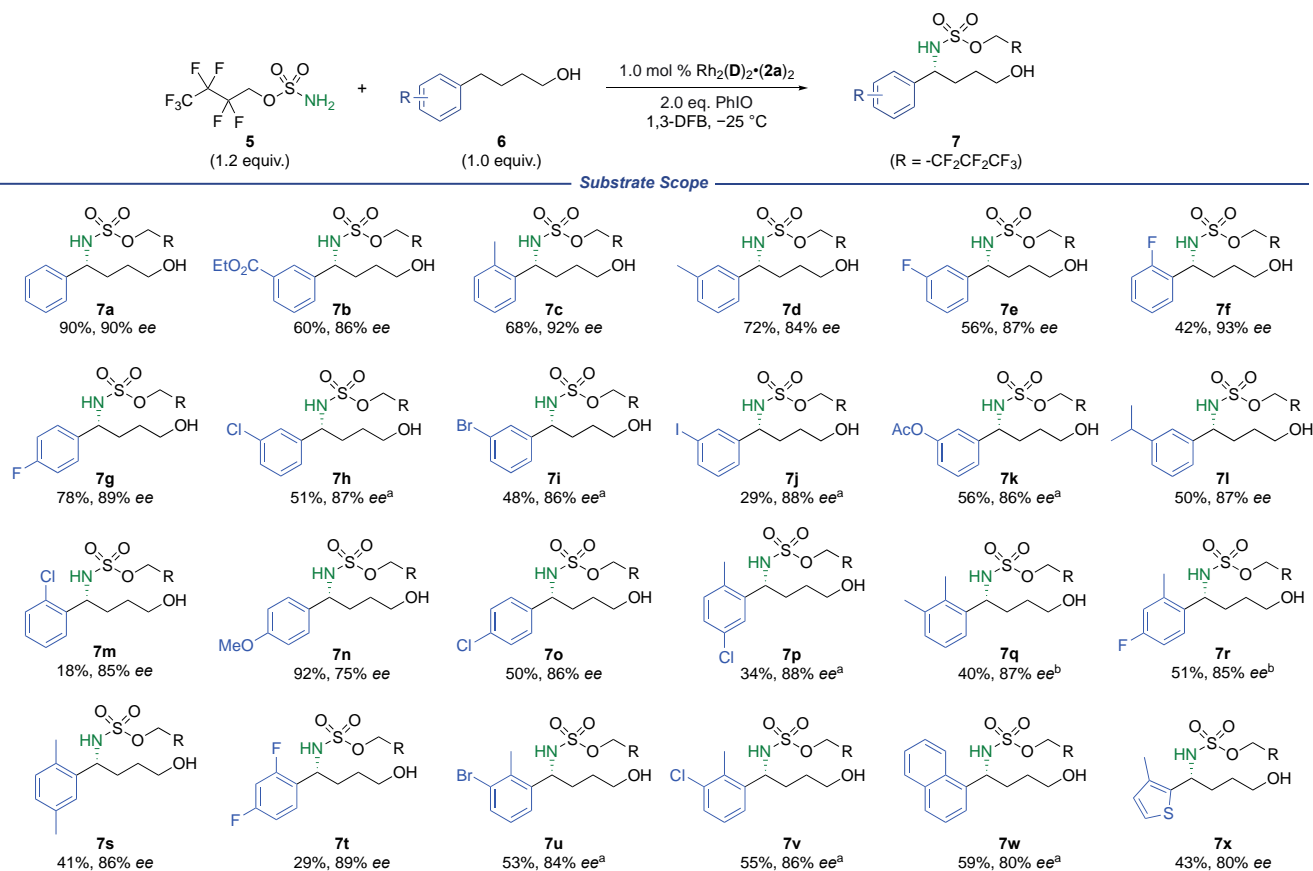
<sup>a</sup> Yield determined by <sup>1</sup>H-NMR with reference to internal standard. <sup>b</sup> *ee* determined by chiral SFC analysis of the crude reaction. <sup>c</sup> Data corresponds to the isolated sample. DFB = difluorobenzene.

We began our investigations using 4-phenylbutan-1-ol (**6a**) as a challenging test substrate (Table 1). This contains prochiral benzylic C-H bonds and a hydroxyl functionality that could feasibly hydrogen bond with the catalyst sulfonate group to provide organization at the transition state. The direct rhodium-catalyzed intermolecular amination of substrates containing unhindered primary alcohols has little precedent, yet the resulting chiral aminoalcohol derivatives could be of great synthetic utility, particularly since they are an oxidation away from  $\gamma$ -aminobutyric acids.<sup>23</sup> Additionally, the transformation would give rise to products not currently accessible using Du Bois' enantioselective intramolecular amination methodology involving cyclization of sulfamate esters *en route* to 1,3-amino alcohols.<sup>10</sup> Although Rh<sub>2</sub>(**esp**)<sub>2</sub> gave a very low yield (9%) on this substrate under the evaluation reaction conditions, we were pleased to observe that this increased significantly (43%) when Rh<sub>2</sub>(**A**)<sub>2</sub>•(**1**)<sub>2</sub> was used. Further, a low but encouraging *ee* of 33% was measured (Table 1, entries 1 and 2). Remarkably, when using complex Rh<sub>2</sub>(**A**)<sub>2</sub>•(**2a**)<sub>2</sub> containing the pseudoenantiomeric **DHQD**-derived cation, the *ee* increased drastically from 33% to -71% (entry 3). Such divergence in the enantiomeric excesses afforded by the pseudoenantiomers is intriguing but has been noted in other systems.<sup>24</sup> This prompted us to evaluate another set of diastereomers of the cinchona alkaloid family, namely the *epi*-**DHQ**-derived (**3**) and *epi*-**DHQD**-derived (**4**) cations, in which the hydroxyl-bearing stereocenter is inverted on each. In these cases, the *ee*

outcomes were poor (entries 4 and 5) so we continued optimization with the **DHQD**-derived cations. We were pleased to discover that switching the oxidant from PhI(OPiv)<sub>2</sub> to iodobenzene (PhIO) increased both conversion and *ee* (Table 1, entry 6). Despite the moderate yield, full conversion of starting material was observed along with a number of uncharacterized by-products. A switch to the lower melting 1,3-difluorobenzene solvent enabled us to reduce the temperature to -25 °C, which in turn allowed for a more controlled reaction to give the product in an excellent 83% yield and -81% *ee* (entry 7). We next evaluated dimer scaffolds **B-E** to systematically explore steric changes near to the active site which we anticipated might lead to subtle variations in cation and substrate positioning in the enantiodetermining transition state (entries 8-11). This revealed that the cycloheptyl "sulfoesp" scaffold **D** provided both optimal yield (90%) and *ee* (-90%) in the complex Rh<sub>2</sub>(**D**)<sub>2</sub>•(**2a**)<sub>2</sub>. Finally, we returned to evaluate a selection of other quaternizing groups on the **DHQD** framework in conjunction with optimal scaffold **D**. Replacing the *t*-Bu groups at the periphery of the teraryl unit with CF<sub>3</sub> (**2b**) or removing them completely (**2c**), were detrimental to *ee* (entries 12 and 13), as was removing the outer two aryl rings of the teraryl unit (entries 14 and 15). Under the optimal conditions, the ion-paired catalysts greatly outperformed Rh<sub>2</sub>(**esp**)<sub>2</sub>, which delivered only 17% yield (entry 16), underlining the importance of the chiral cation in improving reaction yield in addition to its pivotal role in enantioinduction. Indeed, when 4-phenylbutan-1-ol was subjected to the current state-of-the-art conditions for intermolecular amination using either PhOSO<sub>2</sub>NH<sub>2</sub> or DfsNH<sub>2</sub> as the aminating agents and Rh<sub>2</sub>(**esp**)<sub>2</sub> as the catalyst, the desired product was not observed.<sup>4d</sup> Only by use of the more reactive perfluorinated sulfamate ester **5** could ~20% crude <sup>1</sup>H NMR yield be obtained, emphasizing that **6a** is a challenging substrate for C-H amination (see SI).<sup>25</sup>

With the optimized conditions in hand we evaluated the tolerance to various arene substituents (Scheme 1). An ester at the *meta* position was well tolerated (**7b**) as were methyl groups at the *ortho* and *meta* positions (**7c**, **7d**). Substrates with fluorine atoms in all three positions also gave very high levels of enantioselectivity (**7e-7g**). With *meta*-substituted substrates (**7h-7l**) we were pleased to see that high enantioselectivity was maintained although in these cases, increasing catalyst loading to 3.0 mol % was beneficial for conversion. Substitution at the *ortho* position with groups larger than methyl gave reduced yield, likely reflecting hindrance in the approach of the Rh-nitrene (**7m**) although enantioselectivity remained very high. Substitution at the *para* position gave slightly reduced enantioselectivity in the case of methoxy (**7n**), but not chloride (**7o**). Finally, a range of disubstituted arenes (**7p-7v**) were compatible as well as naphthalene (**7w**) and thiophene (**7x**) containing substrates. For products **7q** and **7r**, a higher temperature was used for improved conversion and the solvent was switched from 1,3-difluorobenzene to 1,4-difluorobenzene since the latter had given a slightly improved enantioselectivity in initial reaction optimisation (Table 1, entries 6 and 7).

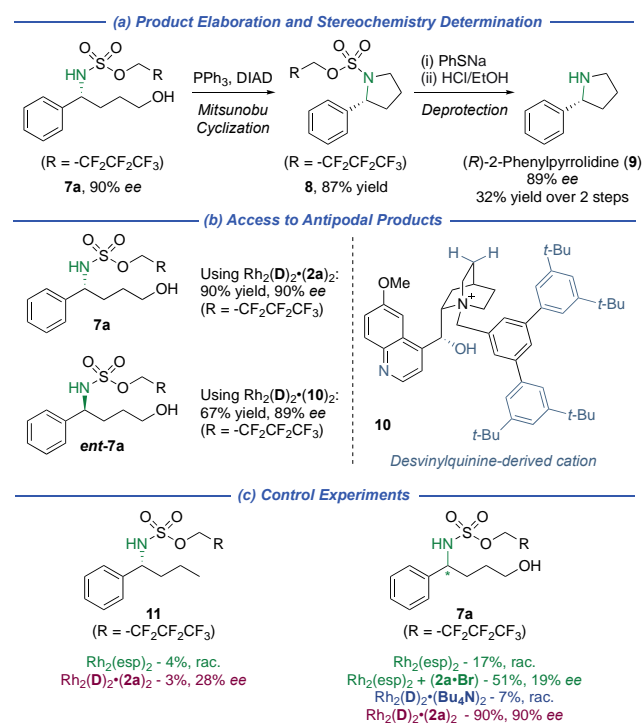
## Scheme 1. Reaction scope exploration



<sup>a</sup> Reaction performed with 3.0 mol %  $\text{Rh}_2(\text{D})_2 \cdot (2a)_2$ , <sup>b</sup> Reaction performed at  $-10^\circ\text{C}$  using 1,4-DFB in place of 1,3-DFB.

Reaction product **7a** was readily transformed into protected 2-arylpyrrolidine **8** using Mitsunobu chemistry (Scheme 2a). *N*-deprotection of **8** allowed assignment of the absolute stereochemistry of the products by comparison of the optical rotation of **9** with literature values (all other amination products were assigned by analogy). Our earlier observation that the precise diastereomer of the cinchona alkaloid scaffold used impacted greatly on enantioselectivity was curious but also a practical limitation if the opposite product enantiomer is required. Assuming that the ethyl group in **DHQ**-derived **1** causes an unfavorable steric interaction at the transition state we removed it by devinylation of quinine.<sup>24</sup> We were pleased to find that the resulting catalyst  $\text{Rh}_2(\text{D})_2 \cdot (10)_2$  gave the product *ent*-**7a** with almost exactly the opposite sense of enantioinduction and with only a small reduction in yield (Scheme 2b). To probe the importance of the proposed hydrogen bonding between the substrate hydroxyl and the catalyst sulfonate we evaluated amination of phenylbutane (Scheme 2c, left). This showed drastically reduced reactivity and enantioselectivity suggesting that the attractive interaction is crucial for both outcomes. We also carried out the amination using  $\text{Rh}_2(\text{esp})_2$  in combination with **2a·Br** to examine the effect of severing the ionic link between ligand and cation. This resulted in poor enantioselectivity (19% ee, Scheme 2c, right). Interestingly, the yield was significantly improved compared with  $\text{Rh}_2(\text{esp})_2$  alone (51% vs. 17%) which provides support for

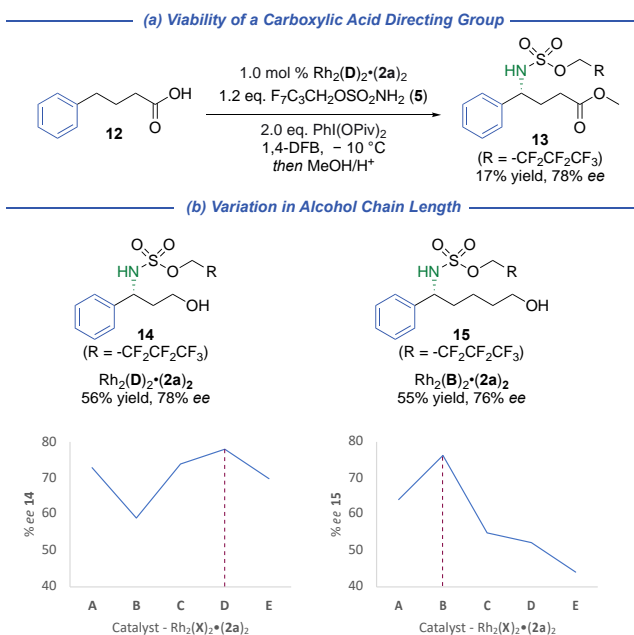
## Scheme 2. Practical considerations and control experiments.



beneficial axial ligation by the quinoline of the cation, even when the cation is not associated with the ligand. Further support for this fortuitous benefit provided by the cinchona alkaloid-based chiral cations was provided by the poor yield (7%) obtained using an ion-paired ligand bearing tetrabutylammonium in place of the quinoline-containing chiral cation.

We next tested substrate **12**, in which the hydroxyl is replaced by a carboxylic acid to evaluate its ability to interact productively with the catalyst. Here PhIO as the oxidant led to only racemic products but switching to PhI(OPiv)<sub>2</sub> afforded the product with an encouraging level of enantioenrichment (78% ee), albeit in low yield in these initial investigations (Scheme 3a). We also evaluated shorter (three carbon) and longer (five carbon) chain alcohols against our five “sulfoesp” scaffolds **A-E**, all using cation **2a**. This revealed that for phenylpropanol, the same scaffold (**D**) that was optimal for phenylbutanol was best and cyclobutane-containing **B** was poorest (Scheme 3b, **14**). However, for the longer chain phenylpentanol, scaffold **B** was superior to all others (Scheme 3b, **15**). Whilst still preliminary, these encouraging results provide a compelling demonstration that the modularity of our ion-paired “sulfoesp” ligands, in terms of both ligand scaffold and cation, will facilitate matching them with future substrates of interest. We also tested other functional groups in place of hydroxyl, which gave poor outcomes (see SI for details).

### Scheme 3. Further substrate exploration.



In conclusion, we have developed a family of ion-paired chiral catalysts for rhodium-catalyzed C-H amination based on the (esp) ligand scaffold and have applied them successfully to the enantioselective intermolecular C-H amination of 4-arylbutanols. Furthermore, the optimal ion-paired catalyst also results in significantly improved yields compared with Rh<sub>2</sub>(esp)<sub>2</sub>. We believe that this is due to a combination of axial coordination by the chiral cation, reduced catalyst decomposition, and a network of non-covalent interactions between ligand and substrate which

promote the desired benzylic amination. These results form the basis of a catalyst design principle that we anticipate, with further development, should be applicable to intermolecular amination reactions of other challenging substrate classes. More broadly, this demonstrates the potential of using ion-paired ligands bearing chiral cations to tackle challenging transition metal-catalyzed reactions.

### ASSOCIATED CONTENT

#### Supporting Information

Full experimental details, characterization data for compounds and details of UV-Vis studies. Available free of charge via the Internet at <http://pubs.acs.org>.

### AUTHOR INFORMATION

#### Corresponding Author

\*rjp71@cam.ac.uk

#### Notes

The authors declare no competing financial interests.

### ACKNOWLEDGMENTS

A.F. is grateful to the Cambridge Trust and Wolfson College Cambridge for a Vice-Chancellor's & Wolfson College Scholarship. B.D.W. is grateful to the Cambridge Trust and Sidney Sussex College Cambridge for a PhD studentship. We are grateful to the Royal Society for a University Research Fellowship (R.J.P.), the ERC (Starting Grant *NonCovRegioSiteCat*, 757381) and the EPSRC (EP/N005422/1). We are very grateful to Dr Georgi R. Genov for useful discussion and the synthesis of several chiral cations used in this study. We are grateful also to Duncan J. Howe and Andrew Mason for their assistance in acquiring NMR spectra.

### REFERENCES

- Park, Y.; Kim, Y.; Chang, S., Transition Metal-Catalyzed C-H Amination: Scope, Mechanism, and Applications. *Chem. Rev.* **2017**, *117*, 9247-9301.
- (a) Roizen, J. L.; Harvey, M. E.; Du Bois, J., Metal-Catalyzed Nitrogen-Atom Transfer Methods for the Oxidation of Aliphatic C-H Bonds. *Acc. Chem. Res.* **2012**, *45*, 911-922; (b) Dequierez, G.; Pons, V.; Dauban, P., Nitrene Chemistry in Organic Synthesis: Still in Its Infancy? *Angew. Chem. Int. Ed.* **2012**, *51*, 7384-7395; (c) Darses, B.; Rodrigues, R.; Neuville, L.; Mazurais, M.; Dauban, P., Transition metal-catalyzed iodine(III)-mediated nitrene transfer reactions: efficient tools for challenging syntheses. *Chem. Commun.* **2017**, *53*, 493-508.
- (a) Breslow, R.; Gellman, S. H., Intramolecular nitrene carbon-hydrogen insertions mediated by transition-metal complexes as nitrogen analogs of cytochrome P-450 reactions. *J. Am. Chem. Soc.* **1983**, *105*, 6728-6729; (b) Nägeli, I.; Baud, C.; Bernardinelli, G.; Jacquier, Y.; Morao, M.; Müller, P., Rhodium(II)-Catalyzed CH Insertions with [(4-Nitrophenyl)sulfonyl]imino}phenyl-λ<sup>3</sup>-iodane. *Helv. Chim. Act.* **1997**, *80*, 1087-1105.
- For selected examples, see: (a) Espino, C. G.; Fiori, K. W.; Kim, M.; Du Bois, J., Expanding the Scope of C-H Amination through Catalyst Design. *J. Am. Chem. Soc.* **2004**, *126*, 15378-15379; (b) Fiori, K. W.; Du Bois, J., Catalytic Intermolecular Amination of C-H Bonds: Method Development and Mechanistic Insights. *J. Am. Chem. Soc.* **2007**, *129*, 562-568; (c) Roizen, J. L.; Zalatan, D. N.; Du Bois, J., Selective Intermolecular Amination of C-H Bonds at Tertiary Carbon Centers. *Angew. Chem. Int. Ed.* **2013**, *52*, 11343-11346; (d) Chiappini, N. D.; Mack, J. B. C.; Du Bois, J., Intermolecular C(sp<sup>3</sup>)-H Amination of Complex Molecules. *Angew. Chem. Int. Ed.* **2018**, *57*, 4956-4959.
- For reviews, see: (a) Müller, P.; Fruit, C., Enantioselective Catalytic Aziridinations and Asymmetric Nitrene Insertions into CH Bonds.

- Chem. Rev.* **2003**, *103*, 2905-2920; (b) Collet, F.; Lescot, C.; Dauban, P., Catalytic C-H amination: the stereoselectivity issue. *Chem. Soc. Rev.* **2011**, *40*, 1926-1936; (c) Hayashi, H.; Uchida, T., Nitrene Transfer Reactions for Asymmetric C-H Amination: Recent Development. *Eur. J. Org. Chem.* **2020**, *2020*, 909-916.
6. Yamawaki, M.; Tsutsui, H.; Kitagaki, S.; Anada, M.; Hashimoto, S., Dirhodium(II) tetrakis[N-tetrachlorophthaloyl-(S)-tert-leucinate]: a new chiral Rh(II) catalyst for enantioselective amidation of C-H bonds. *Tetrahedron Lett.* **2002**, *43*, 9561-9564.
7. Fruit, C.; Müller, P., Intramolecular Asymmetric Amidations of Sulfonamides and Sulfamates Catalyzed by Chiral Dirhodium(II) Complexes. *Helv. Chim. Acta.* **2004**, *87*, 1607-1615.
8. Reddy, R. P.; Davies, H. M. L., Dirhodium Tetracarboxylates Derived from Adamantylglycine as Chiral Catalysts for Enantioselective C-H Aminations. *Org. Lett.* **2006**, *8*, 5013-5016.
9. (a) Nasrallah, A.; Boquet, V.; Hecker, A.; Retailleau, P.; Darses, B.; Dauban, P., Catalytic Enantioselective Intermolecular Benzylic C(sp<sup>3</sup>)-H Amination. *Angew. Chem. Int. Ed.* **2019**, *58*, 8192-8196; (b) Nasrallah, A.; Lazib, Y.; Boquet, V.; Darses, B.; Dauban, P., Catalytic Intermolecular C(sp<sup>3</sup>)-H Amination with Sulfamates for the Asymmetric Synthesis of Amines. *Org. Proc. Res. Dev.* **2020**, *24*, 724-728.
10. Zalatan, D. N.; Du Bois, J., A Chiral Rhodium Carboxamidate Catalyst for Enantioselective C-H Amination. *J. Am. Chem. Soc.* **2008**, *130*, 9220-9221.
11. (a) Zhou, X.-G.; Yu, X.-Q.; Huang, J.-S.; Che, C.-M., Asymmetric amidation of saturated C-H bonds catalysed by chiral ruthenium and manganese porphyrins. *Chem. Commun.* **1999**, 2377-2378; (b) Kohmura, Y.; Katsuki, T., Mn(salen)-catalyzed enantioselective C-H amination. *Tetrahedron Lett.* **2001**, *42*, 3339-3342; (c) Nishioka, Y.; Uchida, T.; Katsuki, T., Enantio- and Regioselective Intermolecular Benzylic and Allylic C-H Bond Amination. *Angew. Chem. Int. Ed.* **2013**, *52*, 1739-1742; (d) Annappureddy, R. R.; Jandl, C.; Bach, T., A Chiral Phenanthroline Ligand with a Hydrogen-Bonding Site: Application to the Enantioselective Amination of Methylene Groups. *J. Am. Chem. Soc.* **2020**, *142*, 7374-7378.
12. Prier, C. K.; Zhang, R. K.; Buller, A. R.; Brinkmann-Chen, S.; Arnold, F. H., Enantioselective, intermolecular benzylic C-H amination catalysed by an engineered iron-haem enzyme. *Nat. Chem.* **2017**, *9*, 629-634.
13. (a) Hansen, J.; Davies, H. M. L., High symmetry dirhodium(II) paddlewheel complexes as chiral catalysts. *Coord. Chem. Rev.* **2008**, *252*, 545-555; (b) Davies, H. M. L.; Liao, K., Dirhodium tetracarboxylates as catalysts for selective intermolecular C-H functionalization. *Nat. Rev. Chem.* **2019**, *3*, 347-360.
14. For examples of strapped chiral rhodium dicarboxylate complexes, see: (a) Davies, H. M. L.; Kong, N., Synthesis and evaluation of a novel dirhodium tetraproline catalyst containing bridging proline ligands. *Tetrahedron Lett.* **1997**, *38*, 4203-4206; (b) Davies, H. M. L.; Panaro, S. A., Novel dirhodium tetraproline catalysts containing bridging proline ligands for asymmetric carbenoid reactions. *Tetrahedron Lett.* **1999**, *40*, 5287-5290; (c) Sambasivan, R.; Ball, Z. T., Metalloproteins for Asymmetric Dirhodium Catalysis. *J. Am. Chem. Soc.* **2010**, *132*, 9289-9291; (d) Sambasivan, R.; Ball, Z. T., Screening Rhodium Metalloprotein Libraries "On Bead": Asymmetric Cyclopropanation and a Solution to the Enantiomer Problem. *Angew. Chem. Int. Ed.* **2012**, *51*, 8568-8572; (e) Chen, P.-A.; Setthakarn, K.; May, J. A., A Binaphthyl-Based Scaffold for a Chiral Dirhodium(II) Biscarboxylate Ligand with  $\alpha$ -Quaternary Carbon Centers. *ACS Catal.* **2017**, *7*, 6155-6161.
15. Höke, T.; Herdtweck, E.; Bach, T., Hydrogen-bond mediated regio- and enantioselectivity in a C-H amination reaction catalysed by a supramolecular Rh(II) complex. *Chem. Commun.* **2013**, *49*, 8009-8011.
16. For a related, charge-inverted strategy, see: (a) Ohmatsu, K.; Ito, M.; Kunieda, T.; Ooi, T., Ion-paired chiral ligands for asymmetric palladium catalysis. *Nat. Chem.* **2012**, *4*, 473-477; (b) Ohmatsu, K.; Ito, M.; Kunieda, T.; Ooi, T., Exploiting the Modularity of Ion-Paired Chiral Ligands for Palladium-Catalyzed Enantioselective Allylation of Benzofuran-2(3H)-ones. *J. Am. Chem. Soc.* **2013**, *135*, 590-593.
17. For selected examples of use of chiral cations with transition metal catalysis, see: (a) Nakoji, M.; Kanayama, T.; Okino, T.; Takemoto, Y., Pd-Catalyzed Asymmetric Allylic Alkylation of Glycine Imino Ester Using a Chiral Phase-Transfer Catalyst. *J. Org. Chem.* **2002**, *67*, 7418-7423; (b) Ohmatsu, K.; Imagawa, N.; Ooi, T., Ligand-enabled multiple absolute stereocontrol in metal-catalysed cycloaddition for construction of contiguous all-carbon quaternary stereocentres. *Nat. Chem.* **2014**, *6*, 47-51; (c) Wang, C.; Zong, L.; Tan, C.-H., Enantioselective Oxidation of Alkenes with Potassium Permanganate Catalyzed by Chiral Dicationic Bisguanidinium. *J. Am. Chem. Soc.* **2015**, *137*, 10677-10682; (d) Mechler, M.; Peters, R., Diastereodivergent Asymmetric 1,4-Addition of Oxindoles to Nitroolefins by Using Polyfunctional Nickel-Hydrogen-Bond-Azolium Catalysts. *Angew. Chem. Int. Ed.* **2015**, *54*, 10303-10307; (e) Ye, X.; Moeljadi, A. M. P.; Chin, K. F.; Hirao, H.; Zong, L.; Tan, C.-H., Enantioselective Sulfoxidation Catalyzed by a Bisguanidinium Diphosphatobisperoxotungstate Ion Pair. *Angew. Chem. Int. Ed.* **2016**, *55*, 7101-7105; (f) Zong, L.; Wang, C.; Moeljadi, A. M. P.; Ye, X.; Ganguly, R.; Li, Y.; Hirao, H.; Tan, C.-H., Bisguanidinium dinuclear oxodiperoxomolybdo-sulfate ion pair-catalyzed enantioselective sulfoxidation. *Nat. Commun.* **2016**, *7*, 13455; (g) Zong, L.; Tan, C.-H., Phase-Transfer and Ion-Pairing Catalysis of Pentanidiums and Bisguanidiniums. *Acc. Chem. Res.* **2017**, *50*, 842-856; (h) Paria, S.; Lee, H.-J.; Maruoka, K., Enantioselective Alkynylation of Isatin Derivatives Using a Chiral Phase-Transfer/Transition-Metal Hybrid Catalyst System. *ACS Catal.* **2019**, *9*, 2395-2399.
18. Genov, G. R.; Douthwaite, J. L.; Lahdenperä, A. S. K.; Gibson, D. C.; Phipps, R. J., Enantioselective remote C-H activation directed by a chiral cation. *Science* **2020**, *367*, 1246-1251.
19. Fanourakis, A.; Docherty, P. J.; Chuentragool, P.; Phipps, R. J., Recent Developments in Enantioselective Transition Metal Catalysis Featuring Attractive Noncovalent Interactions between Ligand and Substrate. *ACS Catal.* **2020**, *10*, 10672-10714.
20. Ohmatsu, K.; Hara, Y.; Ooi, T., In situ generation of ion-paired chiral ligands: rapid identification of the optimal ligand for palladium-catalyzed asymmetric allylation. *Chem. Sci.* **2014**, *5*, 3645-3650.
21. (a) Forslund, R. E.; Cain, J.; Colyer, J.; Doyle, M. P., Chiral Dirhodium(II) Carboxamidate-Catalyzed [2+2]-Cycloaddition of TMS-Ketene and Ethyl Glyoxylate. *Adv. Synth. Catal.* **2005**, *347*, 87-92; (b) Zalatan, D. N.; Du Bois, J., Understanding the Differential Performance of Rh<sub>2</sub>(esp)<sub>2</sub> as a Catalyst for C-H Amination. *J. Am. Chem. Soc.* **2009**, *131*, 7558-7559; (c) Berry, J. F., The role of three-center/four-electron bonds in superelectrophilic dirhodium carbene and nitrene catalytic intermediates. *Dalton Trans.* **2012**, *41*, 700-713; (d) Warzecha, E.; Berto, T. C.; Wilkinson, C. C.; Berry, J. F., Rhodium Rainbow: A Colorful Laboratory Experiment Highlighting Ligand Field Effects of Dirhodium Tetraacetate. *J. Chem. Ed.* **2019**, *96*, 571-576.
22. (a) Sambasivan, R.; Zheng, W.; Burya, S. J.; Popp, B. V.; Turro, C.; Clementi, C.; Ball, Z. T., A tripodal peptide ligand for asymmetric Rh(II) catalysis highlights unique features of on-bead catalyst development. *Chem. Sci.* **2014**, *5*, 1401-1407; (b) Sarkar, M.; Daw, P.; Ghatak, T.; Bera, J. K., Amide-Functionalized Naphthyridines on a RhII-RhII Platform: Effect of Steric Crowding, Hemilability, and Hydrogen-Bonding Interactions on the Structural Diversity and Catalytic Activity of Dirhodium(II) Complexes. *Eur. J. Chem.* **2014**, *20*, 16537-16549; (c) Sheffield, W.; Abshire, A.; Darko, A., Effect of Tethered, Axial Thioether Coordination on Rhodium(II)-Catalyzed Silyl-Hydrogen Insertion. *Eur. J. Org. Chem.* **2019**, *2019*, 6347-6351; (d) Anderson, B. G.; Cressy, D.; Patel, J. J.; Harris, C. F.; Yap, G. P. A.; Berry, J. F.; Darko, A., Synthesis and Catalytic Properties of Dirhodium Paddlewheel Complexes with Tethered, Axially Coordinating Thioether Ligands. *Inorg. Chem.* **2019**, *58*, 1728-1732.
23. (a) Froestl, W., An historical perspective on GABAergic drugs. *Future Medicinal Chemistry* **2011**, *3*, 163-175; (b) Ngo, D.-H.; Vo, T. S., An Updated Review on Pharmaceutical Properties of Gamma-Aminobutyric Acid. *Molecules* **2019**, *24*, 2678.
24. Hu, B.; Bezpalko, M. W.; Fei, C.; Dickie, D. A.; Foxman, B. M.; Deng, L., Origin of and a Solution for Uneven Efficiency by Cinchona Alkaloid-Derived, Pseudoenantiomeric Catalysts for Asymmetric Reactions. *J. Am. Chem. Soc.* **2018**, *140*, 13913-13920.
25. Bess, E. N.; DeLuca, R. J.; Tindall, D. J.; Oderinde, M. S.; Roizen, J. L.; Du Bois, J.; Sigman, M. S., Analyzing Site Selectivity in Rh<sub>2</sub>(esp)<sub>2</sub>-Catalyzed Intermolecular C-H Amination Reactions. *J. Am. Chem. Soc.* **2014**, *136*, 5783-5789.

For Table of Contents Only:

